

Token Board:

Purpose:

To shape desired behaviors by reinforcing them with tokens collected to earn a preferred item or activity. This tool helps establish expectations and can empower or incentivize individuals to self-monitor their behavior.

Notes:

- Reinforcers must be something the individual does not have access to unless tokens are earned, as well as desired in the moment they are awarded.
- Expectations for earning tokens must be explicit, understood by the individual, and implemented with fidelity.

Tools:

Scissors
Laminator
Binding Tools
(hole punch,
binding machine)

Materials:

Token Board Template (includes 5 boards):
<https://rebrand.ly/TokenBoard>

2 lamination pouches (1 for token board & 1 for learning behavior symbols)

30 pairs of hook & loop coins or squares



Binding options:

zip ties, 5.5"x8.5" binder, binder rings,
coil binding, packaging tape

Assembly Instructions:

Token Board

1. Print token board of preferred color & the corresponding page of learning behaviors (limit the page range in the printing options to print preferred color of board).
2. Cut token board page in half with token board on one side and tokens on the other. Cut out tokens (add stickers to blanks, or add other images/symbols motivating to individual).
3. Cut learning behaviors page in half. The black and white page is to store symbols. The color symbols are the movable pieces used with the token board.
4. Laminate all pieces (2 laminating pouches).
5. Trim token board. Cut out tokens. Use hook & loop to store tokens on the back of the token board. Be sure the loop (soft) piece is on the page, and the hook (rough) piece is on the token.
6. Add soft loop pieces to the circles on the token board.
The top row is to identify desired behaviors (use learning behavior symbols...this list is not exhaustive).
The middle row is for tokens.
The bottom is for the reinforcer.
7. Learning Behaviors Symbols: Cut page in half. Cut out symbols printed in color. Use hook & loop to adhere movable color symbols to corresponding icon on b&w page.














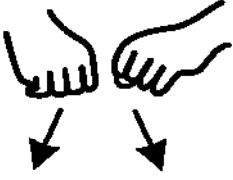


I will...












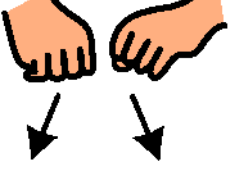




I am working for...



Learning Behaviors

ask for help 	be a friend 	quiet hands 
listen 	look 	quiet 
ready to work 	share 	sit 
stay in your space 	take turns 	try 
wait 	walk 	

ask for help 	be a friend 	hands quiet 
listen 	look 	quiet 
ready to work 	share 	sit 
stay in your space 	take turns 	try 
wait 	walk 	












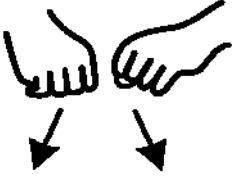


I will...











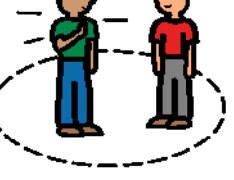
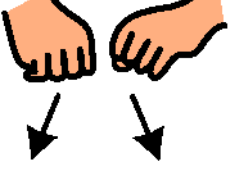




I am working for...



Learning Behaviors

ask for help 	be a friend 	quiet hands 
listen 	look 	quiet 
ready to work 	share 	sit 
stay in your space 	take turns 	try 
wait 	walk 	

ask for help 	be a friend 	hands quiet 
listen 	look 	quiet 
ready to work 	share 	sit 
stay in your space 	take turns 	try 
wait 	walk 	












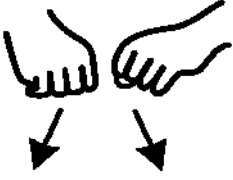


I will...












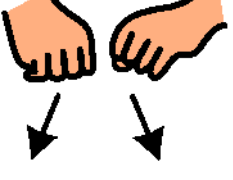




I am working for...



Learning Behaviors

ask for help 	be a friend 	quiet hands 
listen 	look 	quiet 
ready to work 	share 	sit 
stay in your space 	take turns 	try 
wait 	walk 	

ask for help 	be a friend 	hands quiet 
listen 	look 	quiet 
ready to work 	share 	sit 
stay in your space 	take turns 	try 
wait 	walk 	












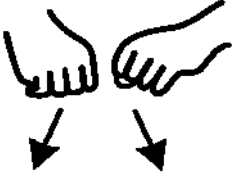


I will...












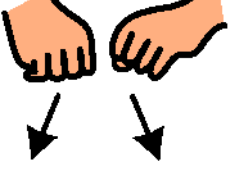




I am working for...



Learning Behaviors

ask for help 	be a friend 	quiet hands 
listen 	look 	quiet 
ready to work 	share 	sit 
stay in your space 	take turns 	try 
wait 	walk 	

ask for help 	be a friend 	hands quiet 
listen 	look 	quiet 
ready to work 	share 	sit 
stay in your space 	take turns 	try 
wait 	walk 	















I will...
















I am working for...



Learning Behaviors

ask for help 	be a friend 	quiet hands 
listen 	look 	quiet 
ready to work 	share 	sit 
stay in your space 	take turns 	try 
wait 	walk 	

ask for help 	be a friend 	hands quiet 
listen 	look 	quiet 
ready to work 	share 	sit 
stay in your space 	take turns 	try 
wait 	walk 