

Name: _____



Read the words and sort them into two categories. Then, write each word in the correct box.

~~cat~~

~~ball~~

sheep

slide

frog

kite

swing

duck

pig

goat

bike

doll

1

cat

2

ball

★ Name the categories. Then, add another word to each list.

Name: _____



Read the words and sort them into two categories. Then, write each word in the correct box.

~~leg~~
green
nose
black

~~red~~
hand
white
chin

neck
toe
brown
blue

1

leg

2

red

★ Name the categories. Then, add another word to each list.

Name: _____



Read the words and sort them into two categories. Then, write each word in the correct box.

~~bus~~ ~~dress~~ plane
socks train van
belt boat coat
jet shirt hat

1

bus

2

dress

★ Name the categories. Then, add another word to each list.

Name: _____

Read each word. Then, find the words that are related in each box and draw a line to connect these words.

snail	hot
sun	green
train	fast
grass	slow

(A dashed line connects 'snail' to 'slow'.)

cake	white
sheep	tall
tree	sweet
pond	wet

kite	string
bike	snout
pig	stem
rose	wheel

snail	paw
duck	shell
cat	beak
tree	trunk

★ Explain to a partner how these words are related.

Name: _____



Read the description for each part of speech. Then, cut out the words at the bottom of the page and glue them in the correct box.

noun
(an object)

verb
(an action)

adjective
(a describing word)

Empty box for pasting a noun.

Empty box for pasting a verb.

Empty box for pasting an adjective.

★ Choose one word for each part of speech, and use it in a sentence.



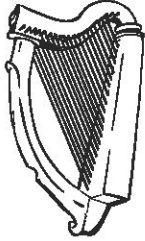

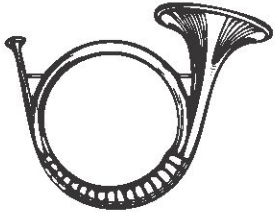





eat	blue	boat	pale
hot	twig	shut	rug
cat	send	soft	teach

Name: _____



Circle the vowel-r that completes each word. Then, write the letters in the blank.









<p>1</p>  <p>b <u>ar</u> n</p>	<p>2</p>  <p>b <u>ir</u> d</p>
<p>3</p>  <p>h <u>ar</u> p</p>	<p>4</p>  <p>f <u>ur</u> k</p>
<p>5</p>  <p>h <u>ir</u> n</p>	<p>6</p>  <p>s <u>ur</u> f</p>
<p>7</p>  <p>c <u>or</u> n</p>	<p>8</p>  <p>c <u>ar</u> d</p>

★ Practice spelling these words on a separate piece of paper.

Name: _____



Circle the vowel-r that completes each word. Then, write the letters in the blank.

<p>1</p>  <p>sh <u>ar</u> k</p> <p>er ar ir</p>	<p>2</p>  <p>sh <u>ir</u> t</p> <p>ir or ar</p>
<p>3</p>  <p>sp <u>or</u> t</p> <p>ar er or</p>	<p>4</p>  <p>th <u>or</u> n</p> <p>er ur or</p>
<p>5</p>  <p>sc <u>ar</u> f</p> <p>or ar ur</p>	<p>6</p>  <p>st <u>ar</u></p> <p>ar or er</p>
<p>7</p>  <p>st <u>or</u> m</p> <p>or er ar</p>	<p>8</p>  <p>t <u>or</u> ch</p> <p>ir ar or</p>

★ Practice spelling these words on a separate piece of paper.

Name: _____



Circle the vowel-r that completes each word. Then, write the letters in the blank.

1 We will see pigs, sheep and goats at the f <u>ar</u> m.	<input checked="" type="radio"/> ar <input type="radio"/> or
2 I hope to be f _____st in line for the show.	<input type="radio"/> ar <input type="radio"/> ir
3 Did you send him a c _____d in the mail?	<input type="radio"/> ur <input type="radio"/> ar
4 There is a th _____n on the stem of the rose.	<input type="radio"/> or <input type="radio"/> er
5 She had a blue sk _____t and a green top.	<input type="radio"/> ar <input type="radio"/> ir
6 Ben plays the h _____n in the jazz band.	<input type="radio"/> er <input type="radio"/> or
7 Dad drives a big, red c _____.	<input type="radio"/> ar <input type="radio"/> or
8 She had a soft, blue sc _____f on her neck.	<input type="radio"/> er <input type="radio"/> ar

★ Read these sentences to a partner.

Name: _____



Circle the vowel-r that completes each word. Then, write the letters in the blank.


1	I had to wait my t <u>ur</u> n on the slide.	ar ur
2	We must plug in the c <u> </u> d.	ur or
3	She will m <u> </u> ch with the band.	ar er
4	We can plant the green f <u> </u> n in the pot.	er ar
5	It was fun to s <u> </u> f on that big wave.	ur ar
6	The f <u> </u> t was made of stone.	er or
7	Help me st <u> </u> the pot on the stove.	ir ar
8	Kate is h <u> </u> best pal.	ar er

★ Read these sentences to a partner.

Name: _____



Read each word and circle the vowel-r combination. Then, draw a picture to match the word.

1 barn 	2 bird
3 card	4 corn
5 shirt	6 short
7 farm	8 fork

★ Choose three words from above and write your own sentences on a separate piece of paper.

Name: _____



Cut out the sentences at the bottom of the page. Then, glue them in order to make a story. Be sure to correct each sentence to include capital letters and ending punctuation.

1

2

3

Answer the questions using complete sentences. Be sure to use a capital letter at the beginning of each sentence and for names.

4 Who did Max meet?

5 Where did Max meet his pal?

6 Why did Max and Val swim?

★ Draw a picture to show the story on a separate piece of paper.



at the pond, max met his pal val

max and val swam in the pond and had fun

it was a hot day and max went down the path to the pond

Name: _____



Cut out the sentences at the bottom of the page. Then, glue them in order to make a story. Be sure to correct each sentence to include capital letters and ending punctuation.

1

2

3

Answer the questions using complete sentences. Be sure to use a capital letter at the beginning of each sentence and for names.

4 Who did Rich jog with?

5 How did they run?

6 Why did they rest on a rock?

★ Retell the story in your own words to a partner.



rich went on a jog with his dog spot

at the end, they had a rest on a rock

on the jog, they ran fast and got hot

Name: _____



Cut out the sentences at the bottom of the page. Then, glue them in order to make a story. Be sure to correct each sentence to include capital letters and ending punctuation.

1

2

3

Answer the questions using complete sentences. Be sure to use a capital letter at the beginning of each sentence and for names.

4 Where did Rex run?

5 Why was Rex in the tub?

6 What did Dad do to Rex?

★ On a separate piece of paper, write about what could happen next.



dad did scrub and got the mud off of rex

rex the dog ran in the mud

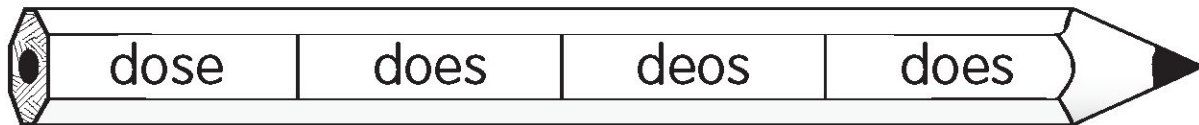
then, dad got rex in the tub

Name: _____

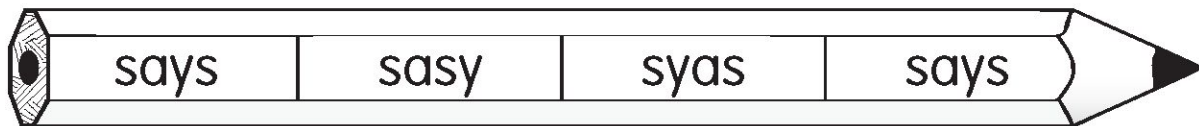


Circle or  the spaces where the word in the box is spelled correctly.


does



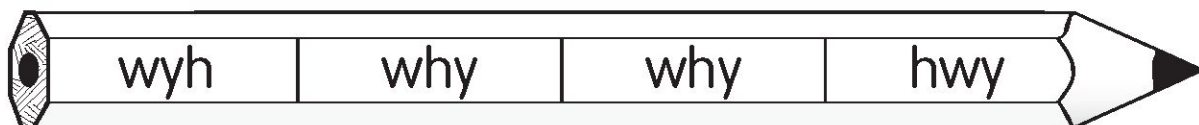
says



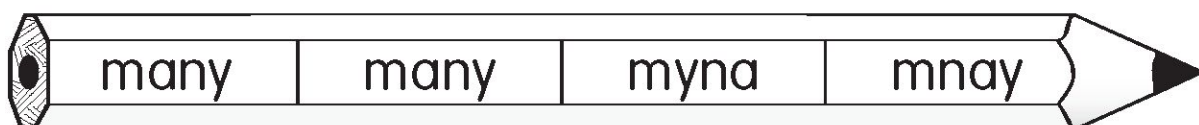
your



why



many



Practice writing the sight words below.

does

says

your

why

many

★ Choose three sight words from above and write your own sentences on a separate piece of paper.


Name: _____



Circle or  the spaces where the word in the box is spelled correctly.



Practice writing the sight words below.

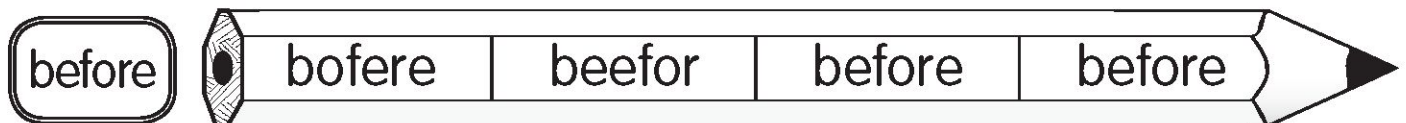
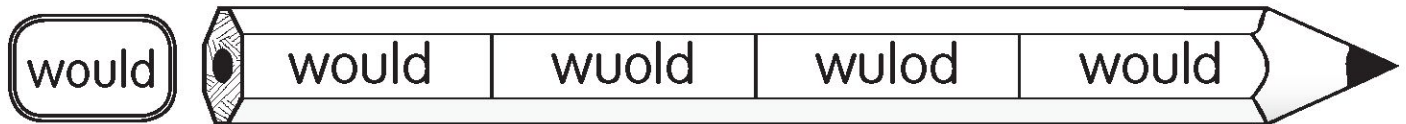
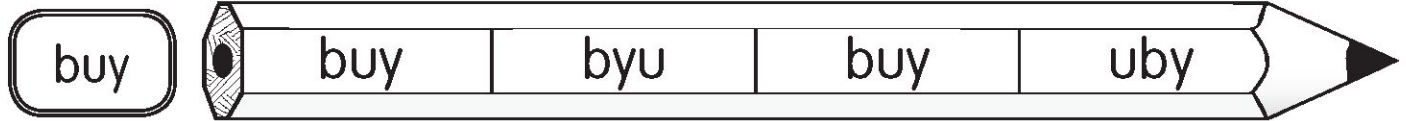



★ Choose three sight words from above and write your own sentences on a separate piece of paper.




Name: _____



Circle or  the spaces where the word in the box is spelled correctly.



Practice writing the sight words below.

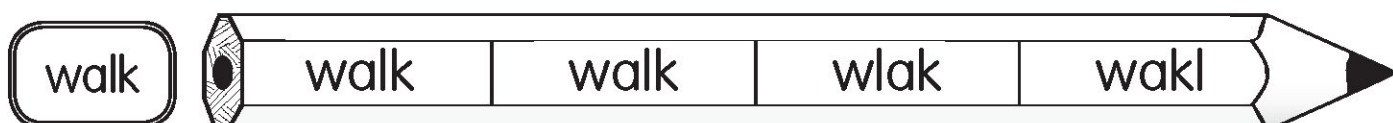
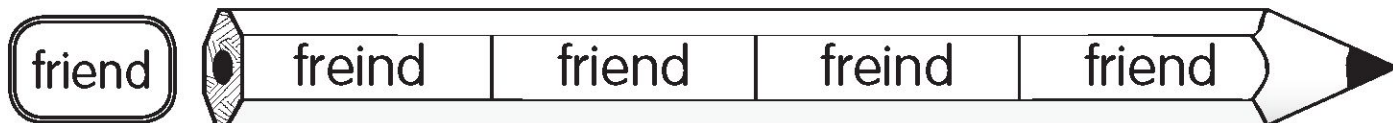


★ Choose three sight words from above and write your own sentences on a separate piece of paper.

Name: _____



Circle or  the spaces where the word in the box is spelled correctly.



Practice writing the sight words below.

because

friend

write

before

orange

★ Choose three sight words from above and write your own sentences on a separate piece of paper.

Name: _____



Write each word on the line. Then, find them hidden in the puzzle below.

buy buy

orange _____

goes _____

other _____

does _____

your _____

why _____

friend _____

w	r	w	n	y	o	t	e
o	s	w	h	y	t	a	s
d	t	n	r	t	h	n	y
o	r	a	n	g	e	l	o
e	g	o	e	s	r	o	u
s	b	u	y	d	e	m	r
k	s	t	e	l	p	i	g
s	f	r	i	e	n	d	e

★ Practice spelling these words on a separate piece of paper.

Name: _____



Circle the correct word to complete each sentence. Then, write the word in the blank.

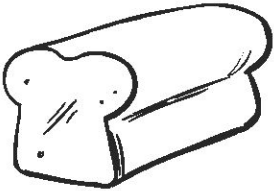







1	The jet <u>goes</u> fast!	goes does
2	<u> </u> cat is his?	Why Which
3	They went on a <u> </u> .	write walk
4	Nine is <u> </u> ten.	because before
5	The cake is <u> </u> good.	very why
6	I am <u> </u> in line.	first friend
7	The fish is <u> </u> .	other orange
8	He will <u> </u> milk.	buy been
9	Dad <u> </u> , "Stop!"	says always
10	<u> </u> the dog have spots?	Goes Does

★ Read these sentences to a partner.

Name: _____



Circle the vowel combination that completes each word. Then, write the letters in the blank.


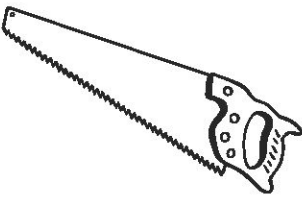






<p>1</p>  <p>br <u>ea</u> d</p> <p>ow oo ea</p>	<p>2</p>  <p>sn _____</p> <p>ie ow aw</p>
<p>3</p>  <p>st _____</p> <p>ew ie ow</p>	<p>4</p>  <p>th _____ f</p> <p>ie oo au</p>
<p>5</p>  <p>b _____ k</p> <p>ea oo oi</p>	<p>6</p>  <p>m _____ th</p> <p>ie au ou</p>
<p>7</p>  <p>cr _____ n</p> <p>oo ow ea</p>	<p>8</p>  <p>m _____ n</p> <p>oo ea ou</p>

★ Practice spelling these words on a separate piece of paper.

Name: _____



Circle the vowel combination that completes each word. Then, write the letters in the blank.

<p>1</p>  <p>ow ea ie</p> <p>cl <u>ow</u> n</p>	<p>2</p>  <p>oy ie aw</p> <p>s _____</p>
<p>3</p>  <p>ea ou oi</p> <p>c _____ n</p>	<p>4</p>  <p>oy ow aw</p> <p>t _____ s</p>
<p>5</p>  <p>oi oo au</p> <p>f _____ t</p>	<p>6</p>  <p>ea ou oi</p> <p>cl _____ d</p>
<p>7</p>  <p>oo ea oa</p> <p>p _____ l</p>	<p>8</p>  <p>oi ea oo</p> <p>br _____ m</p>

★ Practice spelling these words on a separate piece of paper.

Name: _____



Circle the vowel combination that completes each word. Then, write the letters in the blank.

1	I like jam on my br <u>ea</u> d.	<input checked="" type="radio"/> ea <input type="radio"/> oo
2	The cr _____ sat in the big nest.	<input type="radio"/> ow <input type="radio"/> oy
3	My dad got me a n _____ bike.	<input type="radio"/> ie <input type="radio"/> ew
4	We will c _____ k the hot dog on the grill.	<input type="radio"/> oo <input type="radio"/> ea
5	The kids were l _____ d at the game.	<input type="radio"/> ea <input type="radio"/> ou
6	We will get milk from the c _____.	<input type="radio"/> oy <input type="radio"/> ow
7	The pot will b _____ l on the stove.	<input type="radio"/> oi <input type="radio"/> ea
8	Jack is the next b _____ in line.	<input type="radio"/> ie <input type="radio"/> oy

★ Read these sentences to a partner.

Name: _____



Circle the vowel combination that completes each word. Write the letters in the blank.


1	He had a red hat on his h <u>ea</u> d.	ou ea
2	The grass will gr _____ in the spring.	oy ow
3	You must not ch _____ gum in class.	ew aw
4	We will use w _____ d to make a shelf.	ow oo
5	To get there, you must drive s _____ th.	ou ea
6	I have five c _____ ns in my bag.	oi aw
7	This t _____ is the best.	oy aw
8	The p _____ l has a slide.	oo ie

★ Read these sentences to a partner.

Name: _____



Read each word and circle the vowel combination. Then, draw a picture to match the word.

1 bow 	2 boy
3 boot	4 boat
5 toy	6 tie
7 book	8 beak

★ Choose three words from above and write your own sentences on a separate piece of paper.