

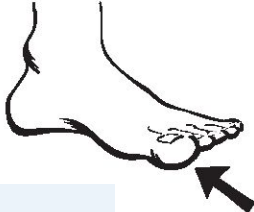







Name: _____



Circle the vowel team that completes each word. Then, write the letters in the blank.









<p>1</p>  <p>b <u>ee</u></p> <p>ee oe ai</p>	<p>2</p>  <p>l <u> </u> f</p> <p>ai ea ie</p>
<p>3</p>  <p>t <u> </u></p> <p>ay ie oe</p>	<p>4</p>  <p>h <u> </u></p> <p>oe ie ay</p>
<p>5</p>  <p>b <u> </u> t</p> <p>ee oa ai</p>	<p>6</p>  <p>r <u> </u> n</p> <p>ai oa ee</p>
<p>7</p>  <p>p <u> </u></p> <p>ie oe ay</p>	<p>8</p>  <p>ch <u> </u> n</p> <p>ee ai oa</p>

★ Ask an adult to read these words to you and practice spelling them on a separate piece of paper.

Name: _____



Circle the vowel team that completes each word. Then, write the letters in the blank.

<p>1</p>  <p>s h <u>ee</u> p</p> <p>oe ee ai</p>	<p>2</p>  <p>t <u> </u> m</p> <p>ea ie ai</p>
<p>3</p>  <p>b <u> </u> c h</p> <p>oe ie ea</p>	<p>4</p>  <p>cl <u> </u></p> <p>oe ay ie</p>
<p>5</p>  <p>s <u> </u> p</p> <p>ai ee oa</p>	<p>6</p>  <p>n <u> </u> l</p> <p>ee oa ai</p>
<p>7</p>  <p>t <u> </u></p> <p>ay ie oe</p>	<p>8</p>  <p>qu <u> </u> n</p> <p>ai oa ee</p>

★ Ask an adult to read these words to you and practice spelling them on a separate piece of paper.

Name: _____



Circle the vowel team to complete the word. Write the letters in the blank.

1 The red l <u>ea</u> f fell from the branch.	ea ai
2 Did he stub his t _____ again?	oe ay
3 It was a hot d _____ in the sun.	ee ay
4 Make suds with the s _____ p.	oa ai
5 There is a nest in that tall tr _____.	ie ee
6 We got wet in the r _____ n.	oa ai
7 She will bake us a p _____.	ie ay
8 We did not swim in the d _____ p pond.	oa ee

★ Read these sentences to a partner.

Name: _____



Circle the letters to complete the word. Write the letters in the blank.


1 The d <u>ee</u> r ran in the green grass.	oe ee
2 I must cl <u> </u> n my desk.	ai ea
3 The kids will pl <u> </u> ball in the sand.	ee ay
4 One plus two is thr <u> </u> .	ie ee
5 The pup wags his long t <u> </u> l.	ai oa
6 Dad had a t <u> </u> on his neck.	ie ay
7 Plant the s <u> </u> d in the big pot.	oa ee
8 The old g <u> </u> t was in the pen.	oa ee

★ Read these sentences to a partner.

Name: _____



Read each word and circle the vowel team. Then, draw a picture to match the word.

1 tie 	2 toe
3 boat	4 bait
5 leaf	6 loaf
7 sail	8 seal

★ Ask an adult to read these words to you and practice spelling them on a separate piece of paper.

Name: _____





Read each word. Then, cut out the pictures at the bottom of the page. Find the two pictures that show the meanings of each word. Glue the pictures into the correct box.

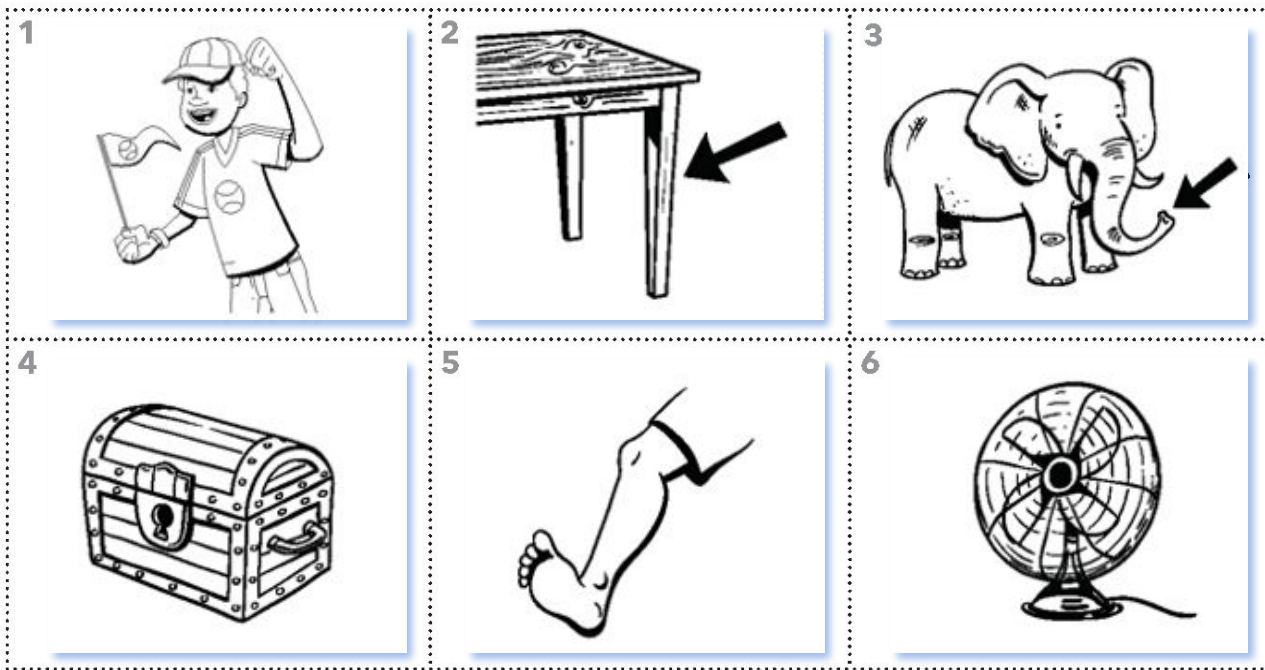
fan

leg

trunk



★ Choose one word and write a sentence for each meaning on a separate piece of paper.



Name: _____






Read each word. Then, cut out the pictures at the bottom of the page. Find the two pictures that show the meanings of each word. Glue the pictures into the correct box.


top

note

bat



★ Choose one word and write a sentence for each meaning on a separate piece of paper.

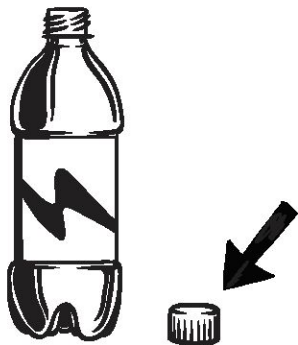


Name: _____



Read each word and look at the picture. Then, draw another picture to show a different meaning of the word.

1 cap




2 cap

3 rock




4 rock

5 pen



6 pen

7 wave



8 wave

★ Think of two meanings for *stick*. Draw a picture for each meaning on a separate piece of paper.


Name: _____



Read the description for each part of speech. Then, cut out the pictures at the bottom of the page and glue them in the correct box.







noun: a thing

verb: an action



★ Choose one word and write a sentence for each part of speech on a separate piece of paper.



1  rock	2  stamp	3  wave
4  wave	5  rock	6  stamp

Name: _____



Circle the one word that fits into both sentences. Then, write the word on the line.

<p>1 The <u>ship</u> is at the dock. We must <u>ship</u> the box to him.</p>	<p>ship boat send</p>
<p>2 The _____ hid in the cave. He hit the ball with the _____.</p>	<p>skunk club bat</p>
<p>3 The rake is in the _____. The snake _____ his skin.</p>	<p>mud shed lost</p>
<p>4 The cat sat on his _____. We will run a _____ on the track.</p>	<p>bed lap mile</p>
<p>5 The cub was _____ in the cave. She kept the ring in the _____.</p>	<p>hot box safe</p>
<p>6 The ink is in the _____ of the pen. Do not _____ the glass of milk.</p>	<p>tip top spill</p>

★ A noun is a thing. Reread the sentences and put a star next to the words you wrote that are nouns.

Name: _____



Circle the correct word to complete each sentence. Then, write the circled word on the line.

Plums

1 You can have a <u>plum</u> on a bench.	dent plum
2 A plum is small and can fit in a _____.	twig bag
3 Plums can make a fine _____.	snack fast

Answer each question using a complete sentence. Be sure to use a capital letter at the beginning of the sentence and for names. Use a period (.) at the end.

4 What can you have on a bench?

5 Where can a plum fit?

6 What can plums make?

★ Read the questions and your answers to a partner.

Name: _____



Circle the correct word to complete each sentence. Then, write the circled word on the line.

Math Class

1 Max sat down at his <u>desk</u> in class.	duck desk
2 He got a _____ out of a small bag.	nap pen
3 At his desk, he will do his _____.	math bunch

Answer each question using a complete sentence. Be sure to use a capital letter at the beginning of the sentence and for names. Use a period (.) at the end.

4 Where did Max sit?

5 What was in the bag?

6 What will Max do at the desk?

★ On a separate piece of paper, draw a picture to illustrate one of the sentences you wrote.

Name: _____



Circle the correct word to complete each sentence. Then, write the circled word on the line.

Fun at the Pond

1 In the hot sun, the kids run fast to the <u>pond</u> .	<u>pond</u> sang
2 The kids dig in the _____ next to the pond.	sand lunch
3 Then, the kids have fun and _____ in the pond.	sled splash

Answer each question using a complete sentence. Be sure to use a capital letter at the beginning of the sentence and for names. Use a period (.) at the end.

4 Where do the kids run?

5 Where do the kids dig?

6 What do they do in the pond?

★ Read the questions and your answers to a partner.

Name: _____



Circle the correct word to complete each sentence. Then, write the circled word on the line.

Frogs

1 You can see frogs on <u>land</u> and in ponds.	land milk
2 They can _____ on rocks and grass.	bank jump
3 Frogs can lay eggs in a _____.	pond pink

Answer the questions using a complete sentence. Be sure to use a capital letter at the beginning of the sentence and for names. Use a period (.) at the end.

4 Where can you see frogs?

5 What can frogs do on rocks and grass?

6 Where can frogs lay eggs?

★ On a separate piece of paper, draw a picture to illustrate one of the sentences you wrote.

Name: _____



Circle the correct word to complete each sentence. Then, write the word on the line.

1 The king had a long, red <u>robe</u> .	rob robe
2 Did the fish have a big _____?	fin fine
3 The small _____ hid in the den.	cub cube
4 Did Jill get _____ at him?	made mad
5 He had a _____ plum as a snack.	ripe rip
6 I _____ the cat did not get wet.	hope hop
7 Jack is my best _____.	pal pale
8 We will go on a long bus _____.	rid ride

★ Choose three silent-e words from above and write your own sentences on a separate piece of paper.

Name: _____



Circle the correct word to complete each sentence. Then, write the word on the line.









1 The frog can <u>hop</u> to the rock.	hop hope
2 We ran up the _____ hill.	huge hug
3 The dog had a nap on the _____.	mat mate
4 My _____ cat is black.	Pete pet
5 He _____ lunch for us.	mad made
6 She will stick the _____ here.	tape tap
7 I can _____ the gum in the bag.	hide hid
8 A _____ is a kind of fish.	code cod

★ Choose three silent-e words from above and write your own sentences on a separate piece of paper.

Name: _____



Fill in the letter or letters to complete each word. You may not need to fill in each blank.









<p>1  a e i p _ i _ n _ e _</p>	<p>2  a e i p _ _ n _ _</p>
<p>3  a e u c _ _ p _ _</p>	<p>4  a e u c _ _ p _ _</p>
<p>5  i e u c _ _ b _ _</p>	<p>6  i e u c _ _ b _ _</p>
<p>7  a o e t _ _ p _ _</p>	<p>8  a o e t _ _ p _ _</p>

★ Use these words to create two lists on a separate piece of paper: silent-e words and words without a silent e.

Name: _____



Fill in the letter or letters to complete each word. You may not need to fill in each blank.

<p>1  e o i b r _ i _ d _ e _</p>	<p>2  e o i c l _ _ p _ _</p>
<p>3  a e u p l _ _ g _ _</p>	<p>4  a e u f l _ _ t _ _</p>
<p>5  i u e s w _ _ m _ _</p>	<p>6  i u e s l _ _ d _ _</p>
<p>7  e a o f l _ _ k _ _</p>	<p>8  e a o c r _ _ b _ _</p>

★ Use these words to create two lists on a separate piece of paper: silent-e words and words without a silent e.

Name: _____



Cut out the words at the bottom of the page and count the syllables in each word. Then, glue each word onto the correct number. Remember that a syllable always has one vowel sound.



★ Use each word in a sentence.



stick

inside

clock

hand

fabric

shake

atlas

upset

picnic

Name: _____



Match a word in Column 1 to a word in Column 2 to make a real word. Then, write the word on the line.

<u>1</u>	<u>2</u>	
lip	pack	lipstick
back	fish	_____
wind	stick	_____
gold	mill	_____
cob	web	_____

<u>1</u>	<u>2</u>	
pan	side	_____
in	name	_____
hand	cake	_____
sun	shake	_____
nick	shine	_____

★ Read the two syllable words to a partner.

Name: _____



Match a syllable in Column 1 to a syllable in Column 2 to make a real word. Then, write the word on the line.

<u>1</u>	<u>2</u>	
bas	net	<u>basket</u>
mag	ket	_____
pub	pet	_____
plas	lic	_____
trum	tic	_____

<u>1</u>	<u>2</u>	
mis	bone	_____
dis	take	_____
trom	like	_____
tad	ment	_____
pave	pole	_____

★ Read the two syllable words to a partner.

Name: _____



Circle the syllable that completes the word. Then, write the syllable in the blank.


1 She made that dress from soft fab <u>ric</u> .	rot ric
2 Stick the mag <u>net</u> on the pipe.	net nap
3 Wipe his hand with a nap <u>kin</u> .	kin kep
4 Do you think we will win the con <u>test</u> ?	test tack
5 Let's have a pic <u>nic</u> on the grass.	nic net
6 A snake is a kind of rep <u>tile</u> .	take tile
7 I will dress up like a frog in that cos <u>ume</u> .	tume tape
8 Did I make a mis <u>take</u> on the test?	time take

★ Read these sentences to a partner.

Name: _____

Cut out the syllables at the bottom of the page. Put two syllables together to make a word that matches the picture. Then, write each word on the line.

1



--	--

2




--	--

3



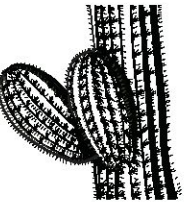
--	--

4



--	--

5



--	--

★ Use each word in a sentence.



pump

net

tad

pet

tus

pole

trum

kin

cac

mag

Name: _____



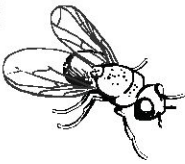
Cut out the syllables at the bottom of the page. Put two syllables together to make a word that matches the picture. Then, write each word on the line.

1



--	--

2



--	--

3



--	--

4



--	--

5



--	--

★ Use each word in a sentence.



pack

back

ket

cake

in

sect

pan

stick

bas

lip