

Name: _____



Read each contraction. Then, circle the two words that make up the contraction.

1	he's	he is she	2	it's	that it is
3	who's	is who what	4	they're	are they he
5	I'm	am it I	6	we're	who we are
7	she'll	she is will	8	haven't	not have is
9	you're	you where are	10	what's	would what is
11	I'll	will I would	12	how's	how could is
13	he'd	she he would	14	we'll	would we will
15	couldn't	not should could	16	isn't	I is not

★ Write the two words that make up the contraction *shouldn't*.

Name: _____



Circle the contraction that matches the words. Then, trace the circled contraction.

1 it is <u>it's</u> I'm	2 when is who's when's
3 they will they're they'll	4 he would he'd he's
5 have not haven't won't	6 could not can't couldn't
7 you are you're you'd	8 that is that'll that's
9 we would we'll we'd	10 how is how's how'd
11 is not isn't it's	12 she will she'll she'd

★ Write the contraction that matches the words *they are*.

Name: _____



Cut out the words at the bottom of the page. Then, glue the words next to the contraction they match.

1	you're	you	are
2	he's		
3	we'll		
4	they'd		
5	I'm		
6	haven't		

★ Trace each contraction with your finger and use it in a sentence.



will	is	I
you	not	would
have	are	he
they	am	we

Name: _____



Read each word and underline the word family. Then, write each word in the box with the same word family.

swing

crank

bang

sting

sing

fang

rang

thank

blank

ring

drank

sang

swing

crank




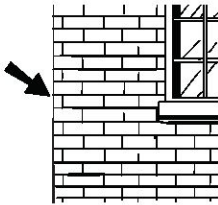




bang

★ Think of another word for each word family. Write the words at the bottom of each box.

Name: _____



Look at each picture. Put the letters in the correct order to spell the word. Then, underline the word family.

<p>1  l b a l</p> <p><u>ball</u></p>	<p>2  g l d o</p> <p>_____</p>
<p>3  k t a n</p> <p>_____</p>	<p>4  w l l a</p> <p>_____</p>
<p>5  g n i w</p> <p>_____</p>	<p>6  l l u b</p> <p>_____</p>
<p>7  m p u j</p> <p>_____</p>	<p>8  f a n g</p> <p>_____</p>

★ Think of another word for each word family. Write the words on a separate piece of paper.

Name: _____



Underline the word family in these words. Then, find the words in the word search. Try to find another word in the puzzle with the same word family. Circle it, and then write it in the box.

1 word family
ind

find
mind
bind

a	g	u	b	l
f	e	m	i	o
o	f	i	n	d
k	i	n	d	e
s	p	d	i	n

2 word family
ang

bang
fang
sang

r	a	n	g	e
e	l	i	f	t
s	u	m	a	i
i	s	a	n	g
b	a	n	g	o

★ Think of three words with the same word family as *trunk*.

Name: _____



Underline the word family in these words. Then, find the words in the word search. Try to find another word in the puzzle with the same word family. Circle it, and then write it in the box.

1
word family
all

hall
tall
call

e	t	r	u	x
h	a	l	l	c
i	l	a	n	a
d	l	o	u	l
e	b	a	l	l

2
word family
ank

sank
tank
yank




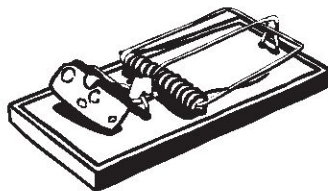



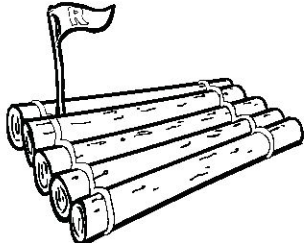
r	o	o	t	s
u	b	y	a	i
n	s	a	n	k
b	a	n	k	u
p	i	k	o	y

★ Think of three words with the same word family as *chick*.

Name: _____



Circle the word that matches each picture.


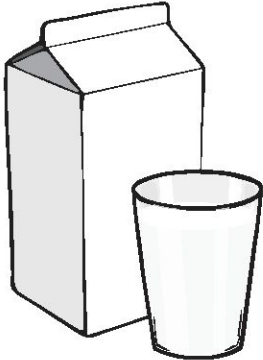



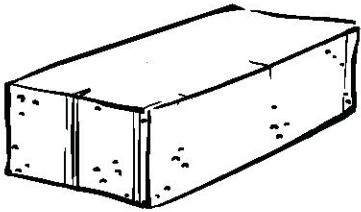


<p>1</p>  <p>flag flip grab</p>	<p>2</p>  <p>step stop drop</p>
<p>3</p>  <p>crab trip crib</p>	<p>4</p>  <p>trip flap trap</p>
<p>5</p>  <p>skin twin swim</p>	<p>6</p>  <p>lump lamp damp</p>
<p>7</p>  <p>nest rest vent</p>	<p>8</p>  <p>rust raft gift</p>

★ Read the words you circled to a partner. Then, use each one in a sentence.

Name: _____



Circle the word that matches each picture.

<p>1</p>  <p>bent felt belt</p>	<p>2</p>  <p>milk melt silk</p>
<p>3</p>  <p>brush brick rush</p>	<p>4</p>  <p>stuck stick trick</p>
<p>5</p>  <p>chest crust chin</p>	<p>6</p>  <p>brush stuck brick</p>
<p>7</p>  <p>clock chunk block</p>	<p>8</p>  <p>brunch bench lunch</p>

★ Read the words you circled to a partner. Then, use each one in a sentence.


Name: _____



Read each word. Then, cut out each picture and glue it into the box with the matching word.

crab	chick	hand	clock
tent	frog	drum	stem

★ Trace each word with your finger.




Name: _____



Circle the word that matches each picture. Then, trace the word you circled.


1



chip

ship

2



chin

shin

3



shed

them


4



bath

back


5



dish

duck


6



wing

wish


7



shell

shop

8



fits

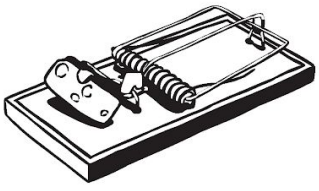


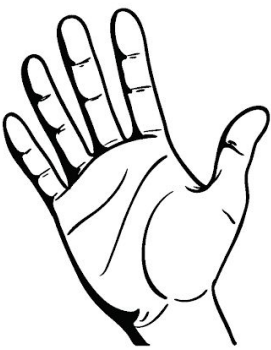




fish

★ Ask an adult to read the words you circled and practice writing them on a separate piece of paper.

Name: _____



Circle the word that matches each picture. Then, trace the word you circled.







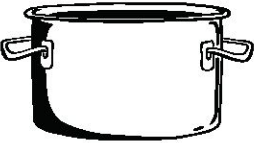

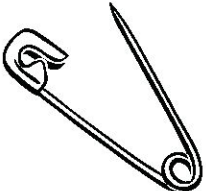

1  trap twig	2  trip twin
3  bent belt	4  hand hump
5  fist figs	6  clock crack
7  frog flag	8  stop step

★ Ask an adult to read the words you circled and practice writing them on a separate piece of paper.

Name: _____



Circle the letter that makes the *beginning* sound of the word. Then, write the letter in the blank.


1  b d p <u> </u> at	2  b d p <u> </u> en
3  b d p <u> </u> og	4  b d p <u> </u> ig
5  b d p <u> </u> ig	6  b d p <u> </u> ug
7  b d p <u> </u> ot	8  b d p <u> </u> ot
9  b d p <u> </u> in	10  b d p <u> </u> at

★ Practice writing these words on a separate piece of paper.

Name: _____



Circle the letter that makes the *ending* sound of the word. Then, write the letter in the blank.

1  b d p ki <u>d</u>	2  b d p we <u> </u>
3  b d p mu <u> </u>	4  b d p mo <u> </u>
5  b d p sa <u> </u>	6  b d p cu <u> </u>
7  b d p li <u> </u>	8  b d p sto <u> </u>
9  b d p da <u> </u>	10  b d p ca <u> </u>

★ Practice writing these words on a separate piece of paper.

Name: _____



Read each word and circle the beginning sound. Then, write the words in the correct box.

beg

pit

dot

drag

bank

plug

pest

disk

best

blink

drink

drop

plant

black

print

<u>b</u>	<u>d</u>	<u>p</u>
beg		

★ Look around the room. Make a list of words that begin with *b*, *d*, and *p*.

Name: _____



Trace the letters at the bottom of the page. Then, cut out the letters and glue them into the correct boxes.

b

d

p

★ For each *b*, *d*, and *p* you glued in place, think of a word that begins with that letter.



1 p	2 b	3 d	4 b	5 p	6 d
7 b	8 d	9 p	10 p	11 d	12 b

Name: _____

Trace the letters. Then, complete the pattern by writing the missing letters in the blanks.

1	b p b p b p	<input type="text"/>	<input type="text"/>	<input type="text"/>
2	p d p d p d	<input type="text"/>	<input type="text"/>	<input type="text"/>
3	d b d b d b	<input type="text"/>	<input type="text"/>	<input type="text"/>
4	b d p b d p	<input type="text"/>	<input type="text"/>	<input type="text"/>

Read the word and trace it. Then, write the word on the line.

5	bed <input type="text"/>	6	bad <input type="text"/>
7	dip <input type="text"/>	8	pod <input type="text"/>
9	bud <input type="text"/>	10	pad <input type="text"/>

★ Practice writing these words on a separate piece of paper.

Name: _____



Read each sentence and circle the correct missing word. Write the word in the blank. Then, draw a picture to match the sentences.

A Pet Dog

1 A dog is a pet that can <u>jog</u> with you.	jog hip	
2 A dog can _____ fast.	ham run	
3 It is fun to jog with a _____.	cut dog	

At the Shop

4 You can get a _____ at a shop.	hot wig	
5 It has a _____ to tell you the cost.	big tag	
6 This wig is green and _____.	red lip	

Mud on the Rug

7 Mud is brown and _____.	sun wet	
8 A kid can get in the _____.	mud rip	
9 Mud can be a _____ mess.	big fit	

★ Read each sentence to a partner.

Name: _____



Read each sentence and circle the correct missing word. Write the word in the blank. Then, draw a picture to match the sentences.

Bug on a Can

1 A <u>bug</u> can be green.	wag <u>bug</u>	
2 This bug has _____ legs.	wax six	
3 It can fit on the _____ of a can.	lid rip	

A Cat Nap

4 Dad had a yellow _____.	jog cat	
5 The yellow cat got on his _____.	lap hot	
6 His cat will _____ on his lap.	sit mad	

On the Bus

7 The big _____ was on the hill.	mud bus	
8 Jim got on the _____ bus.	mop big	
9 Jim went to the top of the _____.	hill rug	

★ Read each sentence to a partner.

Name: _____



Read each sentence and circle the correct missing word. Write the word in the blank. Then, draw a picture to match the sentences.

The Pet Rat

1 A rat can be a <u>pet</u> .	pet sit	
2 This _____ has some brown on it.	hot rat	
3 The _____ is for the rat.	nut mad	

The Brown Cub

4 The brown cub will _____.	vet run	
5 He will run to his _____.	den rip	
6 In the den, he will _____.	fog nap	

The Big Bag

7 The bag is on his _____.	pop back	
8 He can fill the _____ to go on a trip.	bag kid	
9 He can _____ it with lots of stuff.	pack pig	

★ Read each sentence to a partner.

Name: _____



Read each sentence and circle the missing word. Then, rewrite the complete sentence with correct capital letters and punctuation.

1	jim and his cat sat on the <u>rug</u> <u>Jim and his cat sat on the rug.</u>	<u>rug</u> hug
2	my dad went on a long _____ _____	jog frog
3	the bug bit him on the _____ _____	dig leg
4	the big bag had a _____ _____	rip rid
5	my dog is hot from the _____ _____	bud sun
6	beth had a red and green _____ _____	cap sit
7	the frog hops to the _____ _____	rock sick
8	a blue pen was in the big _____ _____	bag bug


★ Read each sentence to a partner.

Name: _____



Circle the word that matches each picture. Then, trace the word you circled.

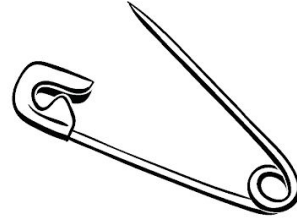
1



cap

cape


2



pine

pin

3



kit

kite

4



hug

huge

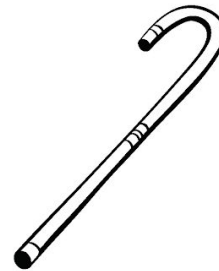
5



tape

tap

6



cane

can


7



mat

mate

8



plan

plane

★ Use each circled word in a sentence.

Name: _____



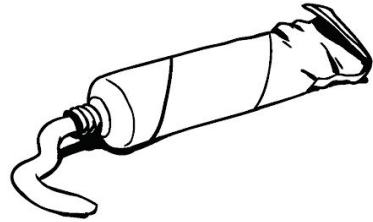
Circle the word that matches each picture. Then, trace the word you circled.

1




twine **twinn**

2



past paste

3




plum plume

4




pin pine

5



hat hate

6



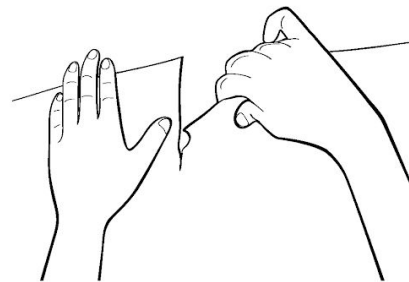
fine fin

7



cap cape

8



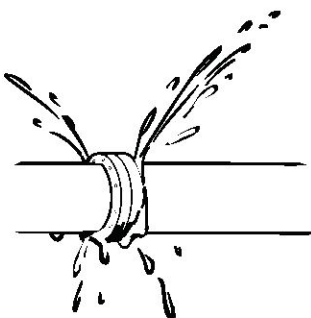






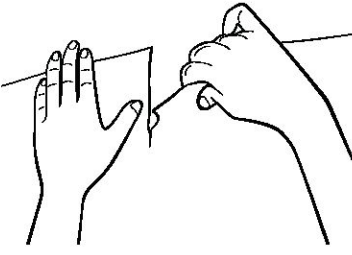
ripe rip

★ Use each circled word in a sentence.

Name: _____



Circle the word that matches each picture. Pay attention to the silent-e.


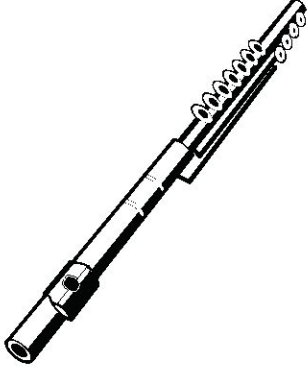

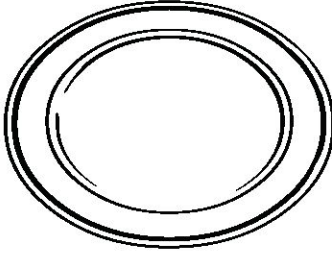




1 	pipe pip pale	2 	rob ride robe
3 	not nap note	4 	rate rat rim
5 	slid spine slide	6 	plane plan pride
7 	spin spine slope	8 	ripe rip rag

★ Ask an adult to read each circled word to you and practice spelling them on a separate piece of paper.

Name: _____



Circle the word that matches each picture. Pay attention to the silent-e.

1 	blade bride broke	2 	flute flame frame
3 	globe grape glide	4 	plane prime plate
5 	fine five fate	6 	game give gave
7 	cone code cane	8 	robe rake rate

★ Ask an adult to read each circled word to you and practice spelling them on a separate piece of paper.

Name: _____



Read each word aloud. Then, write the words in the box with the same vowel sound.

lip	hole	fog	line
vote	hike	fig	not
twin	shine	stone	frog

<p>1</p> <p>ī</p> <p>pig</p> <hr/> <div style="background-color: #e0f0ff; height: 20px; width: 100%;"></div> <hr/> <div style="background-color: #e0f0ff; height: 20px; width: 100%;"></div> <hr/> <div style="background-color: #e0f0ff; height: 20px; width: 100%;"></div> <hr/>	<p>2</p> <p>ī</p> <p>vine</p> <hr/> <div style="background-color: #e0f0ff; height: 20px; width: 100%;"></div> <hr/> <div style="background-color: #e0f0ff; height: 20px; width: 100%;"></div> <hr/> <div style="background-color: #e0f0ff; height: 20px; width: 100%;"></div> <hr/>
<p>3</p> <p>ō</p> <p>hop</p> <hr/> <div style="background-color: #e0f0ff; height: 20px; width: 100%;"></div> <hr/> <div style="background-color: #e0f0ff; height: 20px; width: 100%;"></div> <hr/> <div style="background-color: #e0f0ff; height: 20px; width: 100%;"></div> <hr/>	<p>4</p> <p>ō</p> <p>rope</p> <hr/> <div style="background-color: #e0f0ff; height: 20px; width: 100%;"></div> <hr/> <div style="background-color: #e0f0ff; height: 20px; width: 100%;"></div> <hr/> <div style="background-color: #e0f0ff; height: 20px; width: 100%;"></div> <hr/>

★ Think of another word for each vowel sound. Write the words in each box.

Name: _____



Read each word aloud. Then, write the words in the box with the same vowel sound.

plus	brag	drum	glad
grade	cube	flake	mule
flute	grab	crust	plate

<p>1</p> <p>ă</p> <p>flag</p> <hr/> <div style="background-color: #e0f0ff; height: 20px; width: 100%;"></div> <hr/> <div style="background-color: #e0f0ff; height: 20px; width: 100%;"></div> <hr/> <div style="background-color: #e0f0ff; height: 20px; width: 100%;"></div> <hr/>	<p>2</p> <p>ā</p> <p>shake</p> <hr/> <div style="background-color: #e0f0ff; height: 20px; width: 100%;"></div> <hr/> <div style="background-color: #e0f0ff; height: 20px; width: 100%;"></div> <hr/> <div style="background-color: #e0f0ff; height: 20px; width: 100%;"></div> <hr/>
<p>3</p> <p>ŭ</p> <p>plug</p> <hr/> <div style="background-color: #e0f0ff; height: 20px; width: 100%;"></div> <hr/> <div style="background-color: #e0f0ff; height: 20px; width: 100%;"></div> <hr/> <div style="background-color: #e0f0ff; height: 20px; width: 100%;"></div> <hr/>	<p>4</p> <p>ū</p> <p>cute</p> <hr/> <div style="background-color: #e0f0ff; height: 20px; width: 100%;"></div> <hr/> <div style="background-color: #e0f0ff; height: 20px; width: 100%;"></div> <hr/> <div style="background-color: #e0f0ff; height: 20px; width: 100%;"></div> <hr/>

★ Think of another word for each vowel sound. Write the words in each box.