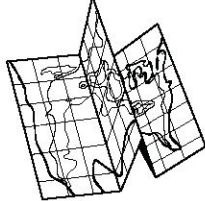





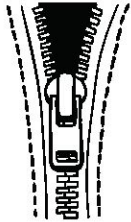


Name: _____


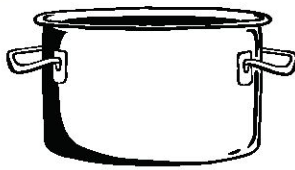






Put the letters in the correct order to spell the word. Say each sound as you write each letter.

<p>1</p>  <p>p a m</p> <p>map</p>	<p>2</p>  <p>b w e</p>
<p>3</p>  <p>i p n</p>	<p>4</p>  <p>m o p</p>
<p>5</p>  <p>n u s</p>	<p>6</p>  <p>a s d</p>
<p>7</p> <p>10</p> <p>t e n</p>	<p>8</p>  <p>p i z</p>

★ Read these words to a partner. Then, use each one in a sentence.

Name: _____

Put the letters in the correct order to spell the word. Say each sound as you write each letter.






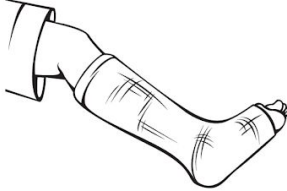


<p>1  p i l</p> <p><u>lip</u></p>	<p>2  t p o</p> <p>_____</p>
<p>3  u b g</p> <p>_____</p>	<p>4  g a b</p> <p>_____</p>
<p>5  e t n</p> <p>_____</p>	<p>6  g w i</p> <p>_____</p>
<p>7  o g l</p> <p>_____</p>	<p>8  c p u</p> <p>_____</p>

★ Read these words to a partner. Then, use each one in a sentence.

Name: _____



Put the letters in the correct order to spell the word. Say each sound as you write each letter.

<p>1</p>  <p>g l a f</p> <p>flag</p>	<p>2</p>  <p>n t e t</p>
<p>3</p>  <p>w n i t</p>	<p>4</p>  <p>p t s o</p>
<p>5</p>  <p>r d m u</p>	<p>6</p>  <p>t c a s</p>
<p>7</p>  <p>b t e l</p>	<p>8</p>  <p>t i w g</p>






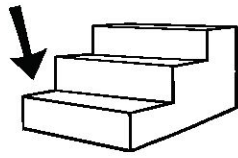
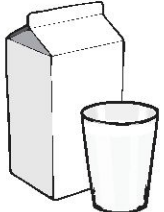

★ Read these words to a partner. Then, use each one in a sentence.

Primary Standard: CCSS.ELA-Literacy.L.1.2e - Spell untaught words phonetically, drawing on phonemic awareness and spelling conventions.
Supporting Standards: L.1.1a, RF.1.2b, RF.1.2c, L.1.2d, RF.1.2d

Core5 Level 6
Reproduction rights for Lexia Internal for use until June 30, 2020.
Printed with permission from Lexia, a component of Lexia, Core5 Reading.
© 2020 Lexia Learning, a Rosetta Stone company. lexialearning.com
Reprinted for classroom use only. All other rights reserved. Not for resale.

Name: _____

Put the letters in the correct order to spell the word. Say each sound as you write each letter.

<p>1  b r a c</p> <p>_____</p> <p>crab</p>	<p>2  t s v e</p> <p>_____</p>
<p>3  g o r f</p> <p>_____</p>	<p>4  w s m i</p> <p>_____</p>
<p>5  r b i c</p> <p>_____</p>	<p>6  p s e t</p> <p>_____</p>
<p>7  m l k i</p> <p>_____</p>	<p>8  s e k d</p> <p>_____</p>

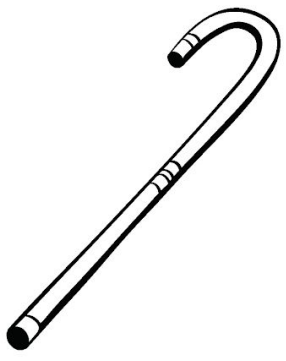







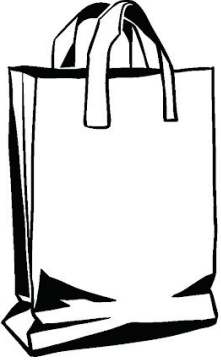


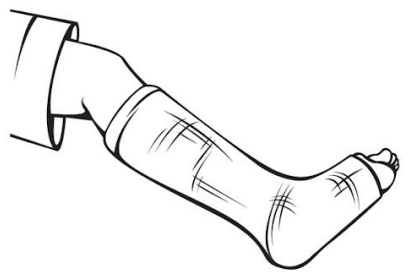
★ Read these words to a partner. Then, use each one in a sentence.

Name: _____





Name each picture and listen for the middle vowel sound. Circle or  red the words with the *short a sound* (as in apple).








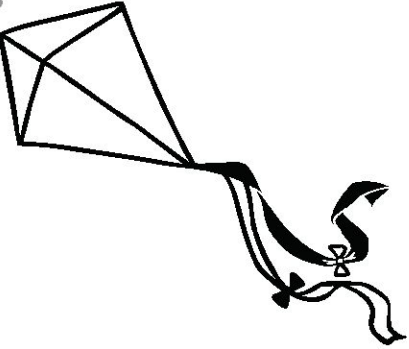




Draw a box around or  green the words with the *long a sound* (as in ape).

1 	2 	3 
4 	5 	6 
7 	8 	9 
10 	11 	12 

★ Tell a story that uses all the words with the *short a sound*.



Name: _____













Name each picture and listen for the middle vowel sound. Circle or  yellow the words with the *short i* sound (as in igloo).
Draw a box around or  blue the words with the *long i* sound (as in ice).

1 	2 	3 
4 	5 	6 
7 	8 	9 
10 	11 	12 

★ Tell a story that uses all the words with the *long i* sound.

Name: _____

Name each picture and listen for the middle vowel sound. Circle or  purple the words with the *short o* sound (as in octopus). Draw a box around or  orange the words with the *long o* sound (as in open).


1 	2 	3 
4 	5 	6 
7 	8 	9 
10 	11 	12 

★ Tell a story that uses all the words with the *short o* sound.

Name: _____



Say each word and listen for the middle sound. Then, cut, sort, and glue the pictures into the correct boxes.



★ Tell a story that uses all the words with the *long e* sound.








1 	2 	3 	4
5 	6 	7 	8

Name: _____



Circle the words that belong to the same category as the picture. Then, write the words on the lines.

<p>1</p> 	<p>cab van hat</p> <p>cab van</p>
<p>2</p> 	<p>dog wig cat</p> <p>_____</p> <p>_____</p>
<p>3</p> 	<p>jet bed rug</p> <p>_____</p> <p>_____</p>
<p>4</p> 	<p>bag sun fog</p> <p>_____</p> <p>_____</p>
<p>5</p> 	<p>leg fun lip</p> <p>_____</p> <p>_____</p>






1. jeep, 2. hamster, 3. chair, 4. rain, 5. hand

★ For each picture, think of something else that belongs in the same category.

Name: _____



Circle the words that belong to the same category as the picture. Then, write the words on the lines.

<p>1</p> 	<p>den nut ham</p> <p>_____</p> <p>--- nut --- --- ham ---</p> <p>_____</p>
<p>2</p> 	<p>pan pot dad</p> <p>_____</p> <p>_____</p>
<p>3</p> 	<p>hop gum jog</p> <p>_____</p> <p>_____</p>
<p>4</p> 	<p>pig bun hen</p> <p>_____</p> <p>_____</p>
<p>5</p> 	<p>rag jet bus</p> <p>_____</p> <p>_____</p>

1. apple, 2. bowl, 3. skip, 4. sheep, 5. train







★ For each picture, think of something else that belongs in the same category.


Name: _____


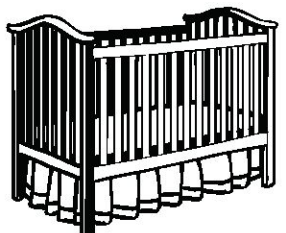

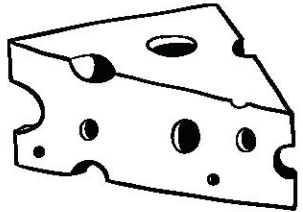

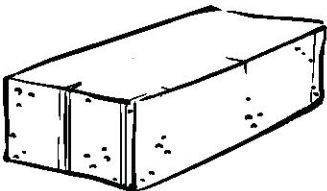


Say the sound made by the letters in each circle. Circle or  the three pictures that *begin* with that sound.



a		b	
c		d	
e		f	



a		b	
c		d	
e		f	

★ For each digraph, think of another word that *begins* with the same sound.

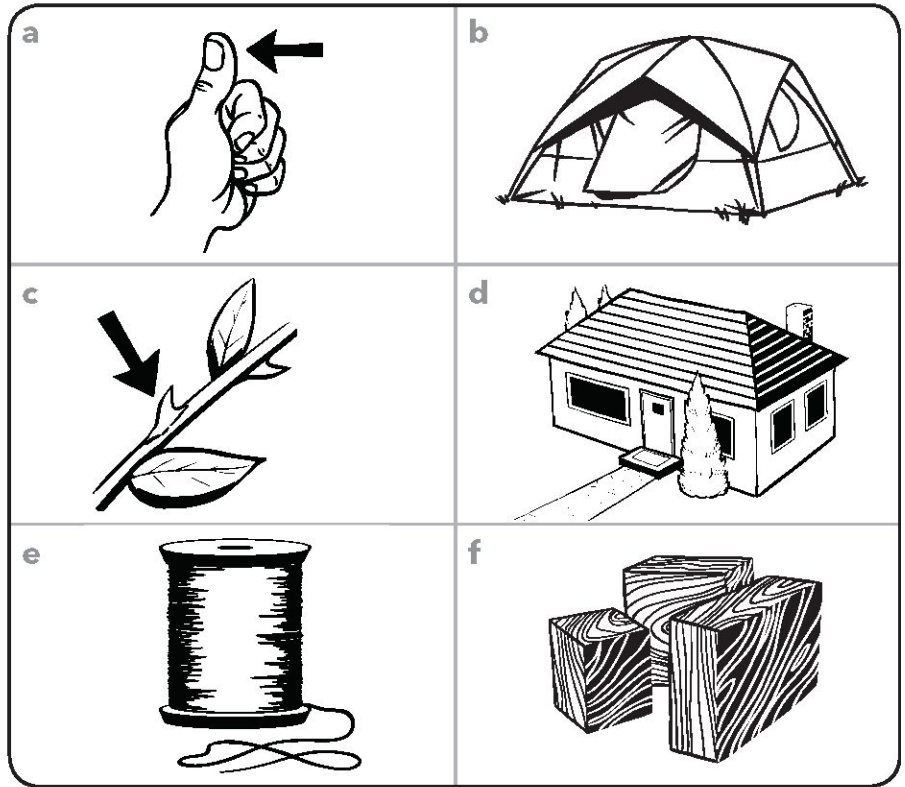
Name: _____



Say the sound made by the letters in each circle. Circle or  the three pictures that *begin* with that sound.


1

th



2

wh









★ For each digraph, think of another word that *begins* with the same sound.

Name: _____









Say the sound made by the letters in each circle. Circle or  the three pictures that *end* with that sound.

1
-ck

a 	b 
c 	d 
e 	f 

2
-ng









a 	b 
c 	d 
e 	f 

★ For each digraph, think of another word that *ends* with the same sound.

Name: _____



Circle the letter or letters that make the *beginning* sound of the word. Then, write the letter or letters in the blank.









<p>1</p>  <p>sh sk</p> <p>sh ip</p>	<p>2</p>  <p>cl ch</p> <p>op</p>
<p>3</p>  <p>sh wh</p> <p>ell</p>	<p>4</p>  <p>ch wh</p> <p>in</p>
<p>5</p>  <p>sh th</p> <p>in</p>	<p>6</p>  <p>sp sh</p> <p>op</p>
<p>7</p>  <p>ch cr</p> <p>ip</p>	<p>8</p>  <p>sl sh</p> <p>ed</p>

★ Read these words to a partner. Then, use each word in a sentence.

Name: _____



Circle the letter or letters that make the *ending* sound of the word. Then, write the letter or letters in the blank.

<p>1  sp th</p> <p>ba <u>th</u></p>	<p>2  sh sp</p> <p>fi <u> </u></p>
<p>3  nk ck</p> <p>du <u> </u></p>	<p>4  ck ng</p> <p>ri <u> </u></p>
<p>5  th nk</p> <p>pa <u> </u></p>	<p>6  sh st</p> <p>bru <u> </u></p>
<p>7  st ck</p> <p>sti <u> </u></p>	<p>8  ng ch</p> <p>ki <u> </u></p>

★ Read these words to a partner. Then, use each word in a sentence.

Name: _____




Read each phrase. Then, draw a line to connect the phrase to the correct picture.

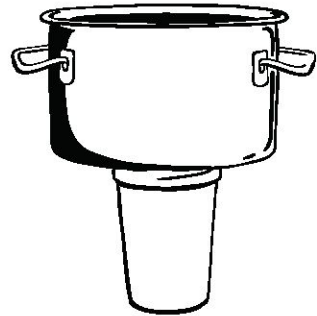
1 a cup in a hat




2 a hat on a rug



3 a mop on a van



4 a van in a pot



5 a pot on a cup



★ Read each phrase to a partner.

Name: _____




Read each phrase. Then, draw a line to connect the phrase to the correct picture.


1 a dog in a web




2 a wig on a dog



3 a cup on a bed



4 a bug in a cup



5 a bed on a log




★ Read each phrase to a partner.

Name: _____



Circle the phrase that matches each picture. Then, write the words on the line.

1




a bug
a cat
a net

2




the wig
the sub
the cat

3



a nut
a pig
a hen

4




the web
the pot
the mug

5



a dog
a cup
a bat

6



the lap
the nut
the web


★ Read the phrases that you circled to a partner. Then, use each phrase in a sentence.

Name: _____



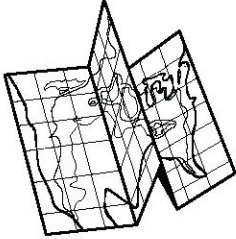
Circle the phrase that matches each picture. Then, write the words on the line.

1




a top
a bed
a sun

2



the map
the net
the leg

3



a hen
a mop
a bug

4




the bug
the lot
the net

5



a bus
a pig
a bat

6



the pan
the bus
the sun

★ Read the phrases that you circled to a partner. Then, use each phrase in a sentence.

Name: _____



Read each phrase. Then, draw a picture to match.

1

a red hat

2

a blue mug

3

a green bug

4

a wet mop

★ Tell a story that uses each phrase.

Name: _____



Read each phrase. Then, draw a picture to match.

1

a big dog

2

a yellow bus

3

a black cat

4

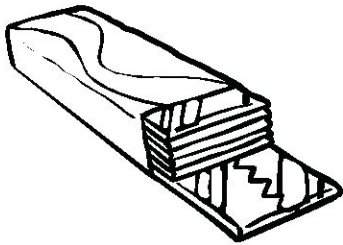
a brown nut

★ Tell a story that uses each phrase.



Circle the word to finish the phrase.


1



have
of

I _____ gum.

2



Give
From

_____ him a plum.

3



have
were

We _____ hot.


4



again
round

Tell me _____.


5



want
just

I _____ a pop.

6




sound
round

The bug is _____.

★ Read each sentence to a partner.

Circle the word to finish the phrase.

1



could

have

We _____ a cat.

2



Out

Give

_____ me a hug.

3




were

by

They _____ wet.

4




some

want

I _____ a dog.

5



by

round

The sun is _____.

6



again

could

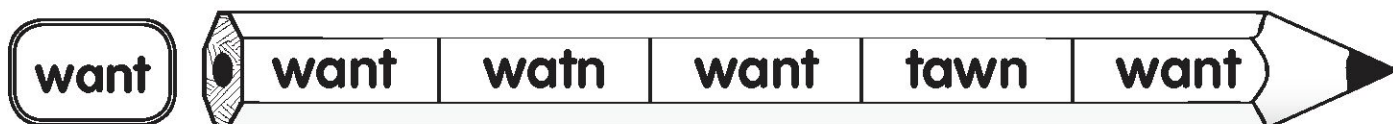
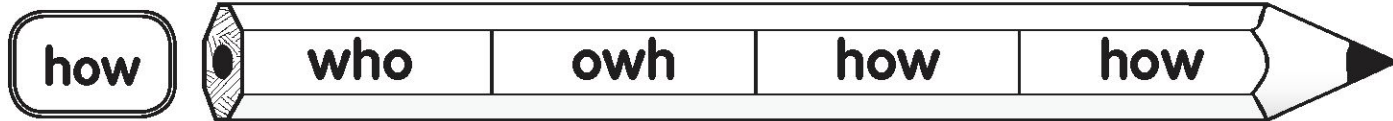
They ran _____.

★ Read each sentence to a partner.

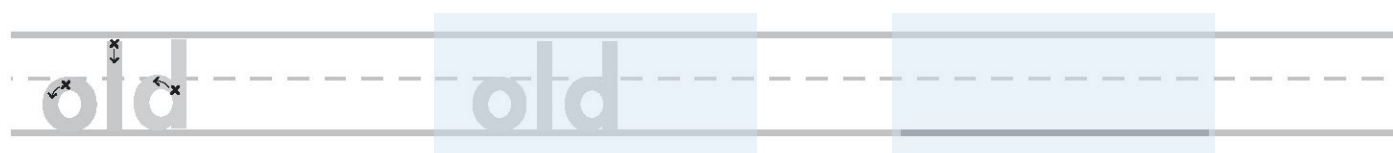

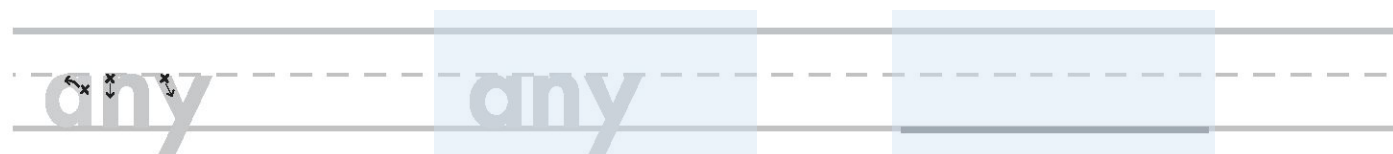
Name: _____



Circle or  the spaces where the word in the box is spelled correctly.



Practice writing the sight words below.

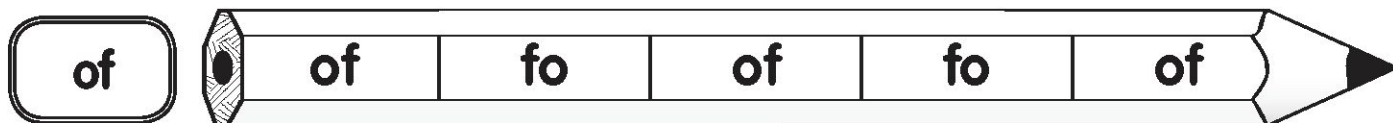
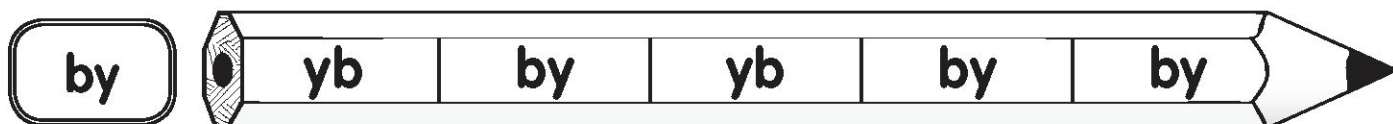


★ Read these words to a partner. Then, use each one in a sentence.

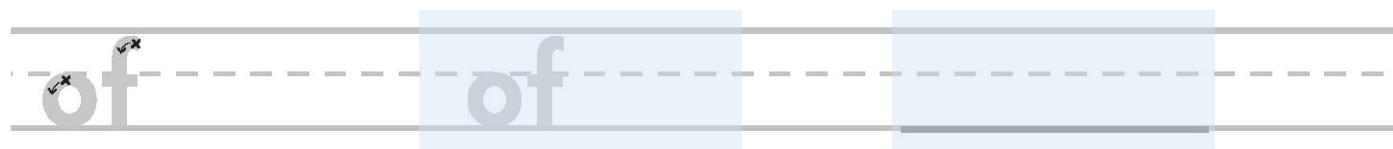
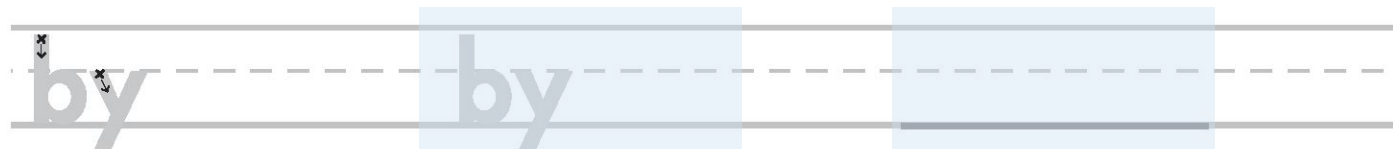
Name: _____



Circle or  the spaces where the word in the box is spelled correctly.



Practice writing the sight words below.

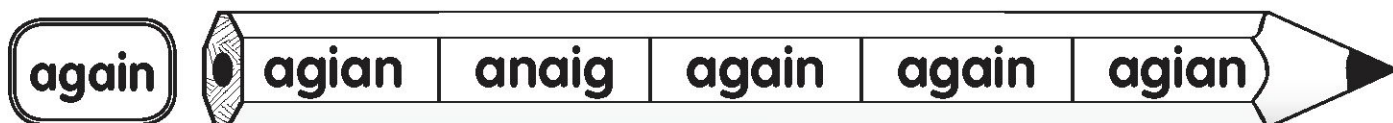


★ Read these words to a partner. Then, use each one in a sentence.

Name: _____



Circle or  the spaces where the word in the box is spelled correctly.



Practice writing the sight words below.



★ Read these words to a partner. Then, use each one in a sentence.