

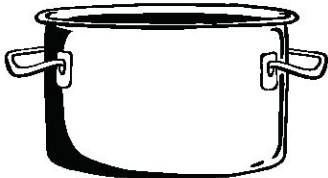








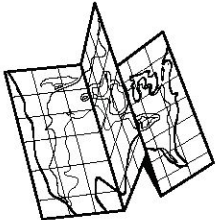


Name: \_\_\_\_\_



Look at the picture and say the word. Then, circle the letter that makes the vowel sound you hear in the middle of the word.

1  a o u	2  o a i	3  o e a
4  i o a	5  e u i	6  a i e
7  o e i	8  u a i	9  a o e
10  i o u	11  i o a	12  i a e




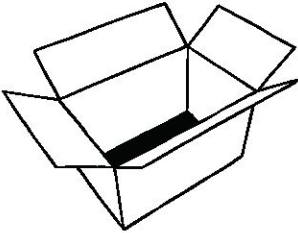



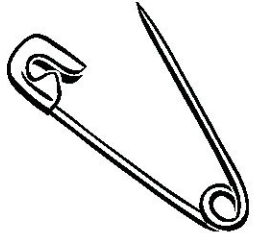

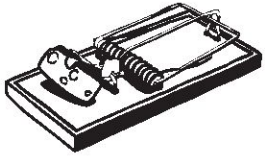


1. bag, 2. lip, 3. pot, 4. pig, 5. web, 6. net, 7. pen, 8. cat, 9. mop, 10. fin, 11. log, 12. map

★ Say each word, one sound at a time. For example, the sounds in bag are /b/ /a/ /g/.

Name: \_\_\_\_\_



Look at the picture and say the word. Then, circle the letter that makes the vowel sound you hear in the middle of the word.

1  a e o	2  i o u	3  a e u
4  a e o	5  e o u	6  a o u
7  e i u	8  a i o	9  a e u
10  a e u	11  e i o	12  a o u

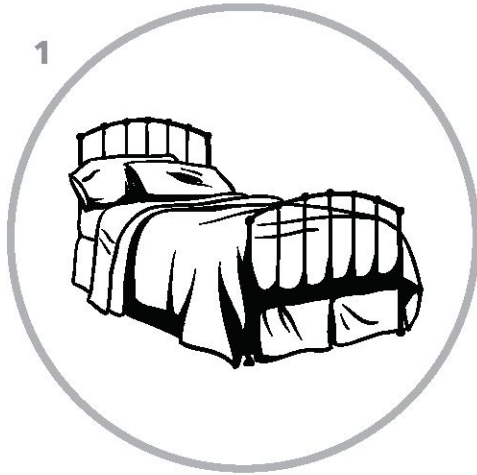
1. top, 2. bus, 3. sun, 4. box, 5. duck, 6. hat, 7. tub, 8. pin, 9. bed, 10. trap, 11. nest, 12. flag

★ Say each word, one sound at a time. For example, the sounds in top are /t/ /o/ /p/.

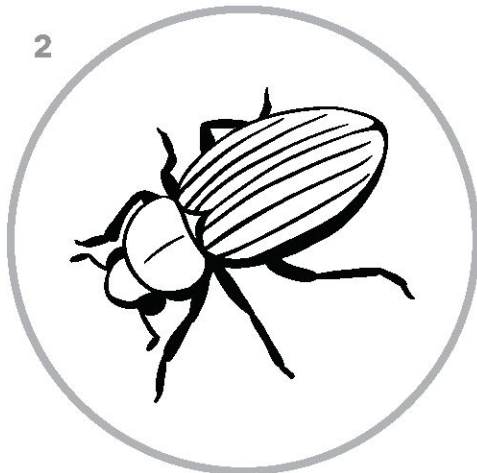
Name: \_\_\_\_\_



Look at the picture in the circle and say the word. Listen for the vowel sound in the middle of the word. Then, circle the three pictures that have the same middle vowel sound.



a		b	
c		d	
e		f	



a		b	
c		d	
e		f	

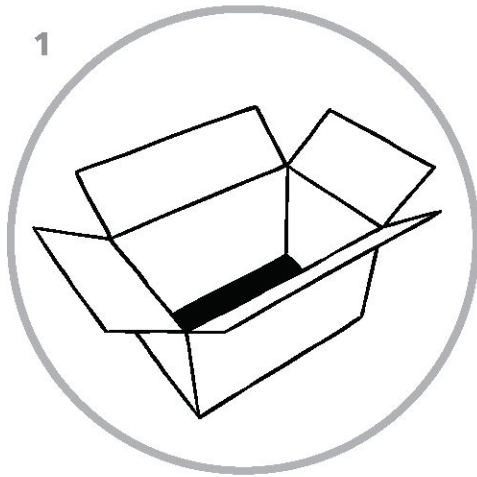
1. BED: a. ten, b. pot, c. net, d. fan, e. log, e. web; 2. BUG: a. zip, b. nut, c. sun, d. hen, e. dot, f. bus

★ Look at the pictures you did *not* circle. Say each word, one sound at a time.

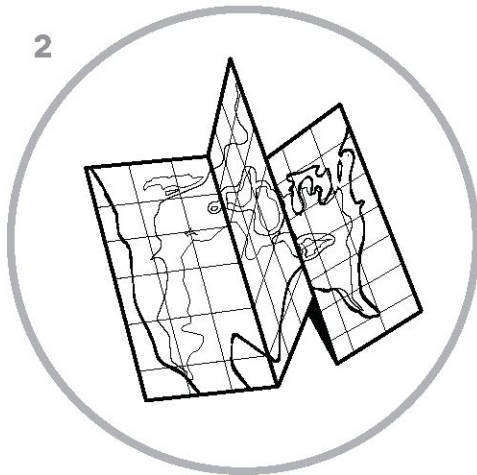
Name: \_\_\_\_\_



Look at the picture in the circle and say the word. Listen for the vowel sound in the middle of the word. Then, circle the three pictures that have the same middle vowel sound.



a		b	
c		d	
e		f	



a		b	
c		d	
e		f	

1. BOX: a. fin, b. pot, c. top, d. cup, e. mop, f. bed; 2. MAP: a. leg, b. hat, c. nut, d. tag, e. top, f. flag

★ Look at the pictures you did *not* circle. Say each word, one sound at a time.

Name: \_\_\_\_\_




Cut out the pictures at the bottom of the page. Then, find all the pictures with the same middle vowel sound as the circled letters and glue them into the correct box.

**O**

**i**

1. zip, 2. top, 3. pig, 4. fin, 5. pot, 6. log








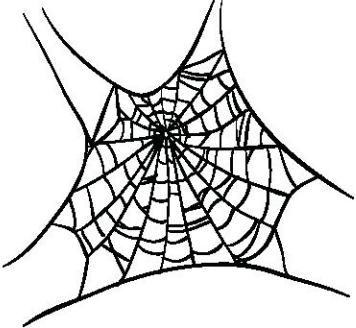
★ Think of another word with the same middle vowel sound as the circled letters.



Name: \_\_\_\_\_



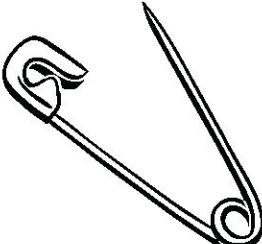







Read each word. Then, circle the word that matches the picture.

1  pin <b>pot</b> top	2  cat hat can
3  bus dig bed	4  pit log lip
5  dog dip gum	6  ram get rug
7  bus bag gap	8  web win tub

★ Read the words you circled to a partner.

Name: \_\_\_\_\_

Read each word. Then, circle the word that matches the picture.



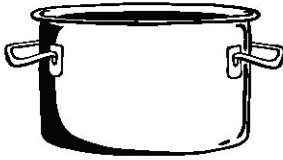

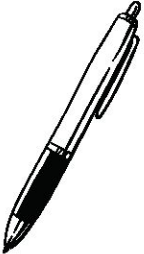

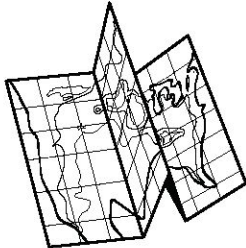



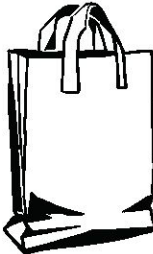





<p>1</p>  <p>pin pot net</p>	<p>2</p>  <p>log lap tin</p>
<p>3</p>  <p>sun big bus</p>	<p>4</p>  <p>bug bat tag</p>
<p>5</p>  <p>ten nut nod</p>	<p>6</p>  <p>mop mat bog</p>
<p>7</p>  <p>hen dog hat</p>	<p>8</p>  <p>sun sad bed</p>

★ Read the words you circled to a partner.

Name: \_\_\_\_\_



Read the words at the bottom of the page. Then, cut out each word and glue it next to the matching picture.

1  	2  
3  	4  
5  	6  
5  	6  

★ Practice writing the words on a separate piece of paper.










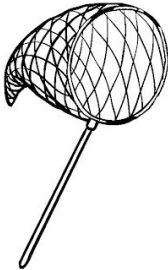
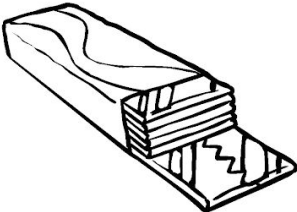

bag	pen	pot	sun
pin	map	top	ten



Name: \_\_\_\_\_



Circle the word that matches the picture. Then, trace the word you circled.

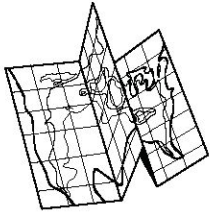






1  pin pet	2  rug rat
3  bed bug	4  pig pot
5  log lip	6  sip sun
7  pen pit	8  nap net
9  gum got	10  mop mug

★ Practice writing the words you circled on a separate piece of paper.

Name: \_\_\_\_\_



Circle the word that matches the picture. Then, trace the word you circled.

1  mug <u>map</u>	2  tag ten
3  hut hen	4  lip lot
5  mug mop	6  nod nut
7  fin fat	8  bed bug
9  dip dog	10  win web

★ Practice writing the words you circled on a separate piece of paper.

Name: \_\_\_\_\_



Put your finger on the capital letter at the beginning of each sentence and follow along as you listen. Then, cut out the pictures and glue them in order to show what happened. Use the pictures to retell the events.

First the doctor talks to her patient and finds out that he has a sore throat.

Then, she asks him to say "ahhh" so she can look at his throat.

After she looks closely, she gives the boy medicine and a cherry lollipop for being a good patient.

First...




Then...




Finally...



What could the doctor do next? Draw a picture to show your answer.



★ Describe your picture to a partner.



Name: \_\_\_\_\_




Put your finger on the capital letter at the beginning of each sentence and follow along as you listen. Then, cut out the pictures and glue them in order to show what happened. Use the pictures to retell the story.

Jeremiah greets hotel guests as they check in at the front desk.

He waits until they get a key to their room, and then helps them carry their luggage up the stairs.

After he puts the luggage in the room, Jeremiah always gives the guests a snack as he leaves!

First...




Then...



Finally...



What could happen next in the story? Draw a picture to show your answer.



★ Describe your picture to a partner.



Name: \_\_\_\_\_




Put your finger on the capital letter at the beginning of each sentence and follow along as you listen. Then, use the pictures to help you retell the story.

Every year, Farmer Bryson has a harvest party and gathers his friends to go on hayrides.

He gives everyone blankets and hot apple cider to keep them warm as they ride through the fields.

At the end of the party, Farmer Bryson and his friends dance in the crowded barn, and even the animals join in!

First...



Then...



Finally...



What is the setting of the story? Draw a picture to show your answer.



★ Write a sentence to go with your picture.

Name: \_\_\_\_\_




Put your finger on the capital letter at the beginning of each sentence and follow along as you listen. Then, use the pictures to help you retell the events.

Firefighters are always busy – even when they are not putting out fires. This firefighter is washing the fire truck.


When the fire truck is clean, the firefighter waves hello to the children who are playing nearby.

After a long day at work, the firefighters open a fire hydrant so the children can play in the stream of cool water.

First...




Then...



Finally...



What could the firefighters do next? Draw a picture to show your answer.



★ Write a sentence to go with your picture.

Name: \_\_\_\_\_




Put your finger on the capital letter at the beginning of each sentence and follow along as you listen. Then, use the pictures to help you retell the events.

Caroline is an experienced actress. As a child, she began her career as a bumblebee in a play.

As a teenager, Caroline played a princess who ate a poisoned apple and fell asleep for one hundred years.

Now, Caroline is a professional actress and she performs in a play about pirates in front of a large audience!

First...



Then...



Finally...




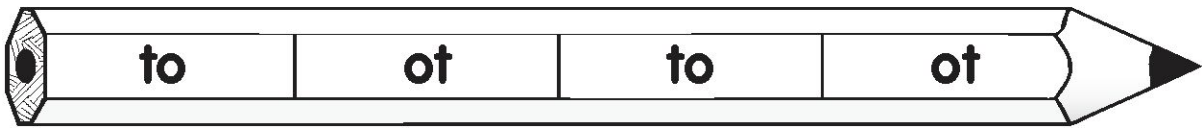
Who is the main character of the story? Draw a picture to show your answer.


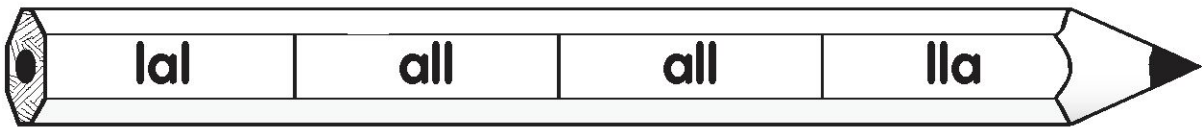
★ Write a sentence to go with your picture.



Name: \_\_\_\_\_







Circle or  the spaces where the word in the box is spelled correctly.

1  


2  



3  




4  



5  



Practice writing the sight words below.

6   

7   

8   

9   

10   



★ Read these words to a partner. Then, use each one in a sentence.


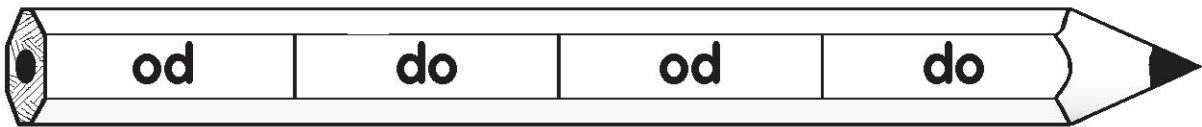




Name: \_\_\_\_\_







Circle or  the spaces where the word in the box is spelled correctly.

1  




2  




3  




4  

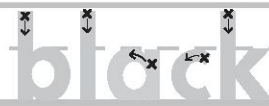


5  




Practice writing the sight words below.

6   

7   

8   

9   


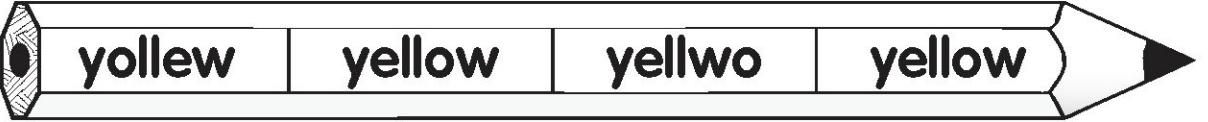
10   


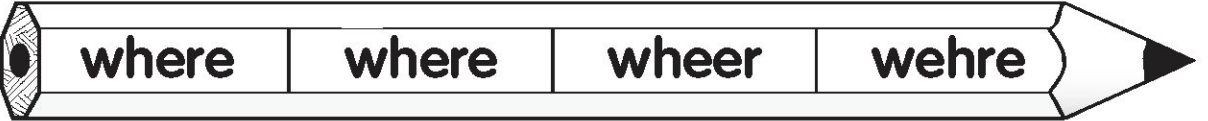
★ Read these words to a partner. Then, use each one in a sentence.



Name: \_\_\_\_\_


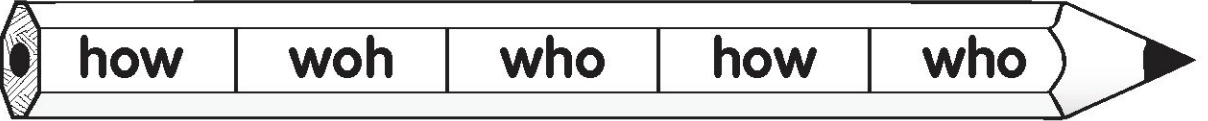



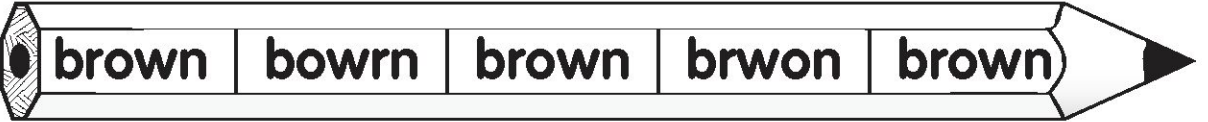
Circle or  the spaces where the word in the box is spelled correctly.

1  



2  



3  




4  



5  



Practice writing the sight words below.

6   

7   

8   

9   



10   



★ Read these words to a partner. Then, use each one in a sentence.



Name: \_\_\_\_\_






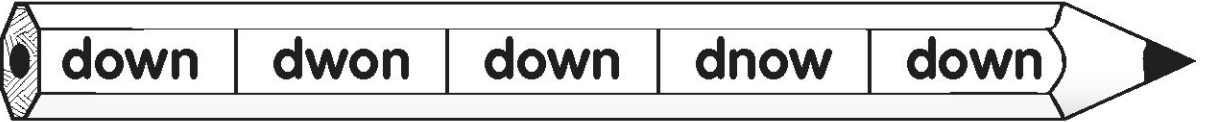
Circle or  the spaces where the word in the box is spelled correctly.

1  




2  




3  




4  




5  




Practice writing the sight words below.

6   

7   

8   

9   

10   

★ Read these words to a partner. Then, use each one in a sentence.

Name: \_\_\_\_\_



Read each word in the list. Then, find them hidden in the puzzle below. They might be across or up and down.

~~yellow~~

blue

black

come

brown

who

down

has

they

all

there

four

b	a	x	l	f	o	u	r
t	h	e	y	e	l	p	t
b	t	h	e	r	e	m	s
l	a	l	l	h	a	s	s
u	d	b	l	a	c	k	i
e	r	c	o	m	e	a	w
p	d	o	w	n	y	o	h
k	b	r	o	w	n	d	o

★ Practice writing these words on a separate piece of paper.

Name: \_\_\_\_\_



Look at each picture and the word that matches. Change one letter to make a new word. Use the letters in the box to help.

t a m d h o p



1 leg

2 l \_ g



3 \_ og

4 do \_




5 \_ ot

6 \_ ot



7 h \_ t

8 ha \_




★ Read these words to a partner.

Name: \_\_\_\_\_

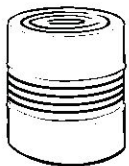

Look at each picture and the word that matches. Change one letter to make a new word. Use the letters in the box to help.

a p t c m t b



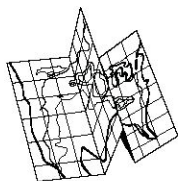
1 fin

2 f n




3 an

4 ca



5 ap

6 ma



7 at

8 at



★ Read these words to a partner.

Name: \_\_\_\_\_



Look at each picture and the word that matches. Change one letter to make a new word. Use the letters in the box to help.


t m b g c a p



1 mud



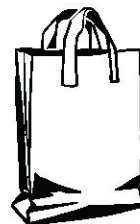
2 mu



3  ug




4 b  g



5 ba



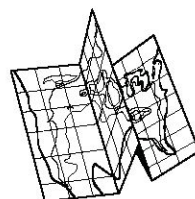
6  at



7 ca











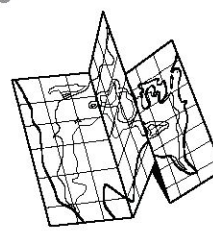



8  ap



★ Read these words to a partner.

Name: \_\_\_\_\_

Look at the pictures in each box and say the words. Then, fill in the blanks to spell the missing word. Use the letters from the first word in each box to help you.




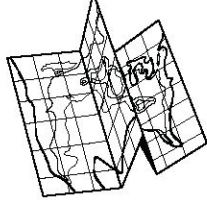
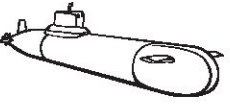


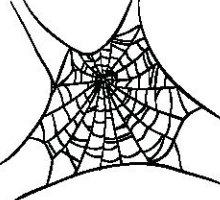


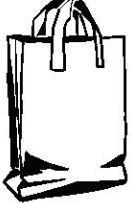

<p>1</p>  <p>Robert P. Dorfman 116 Alexander Drive Port Republic, ME 02422</p>  <p><b>t a g</b></p> <p>↓ ↓</p> <p><b>b a g</b></p>	<p>2</p>  <p><b>m u g</b></p> <p>↓ ↓ ↓</p>  <p>□ □ □</p>
<p>3</p>  <p><b>p i g</b></p> <p>↓ ↓ ↓</p>  <p>□ □ □</p>	<p>4</p>  <p><b>b a g</b></p> <p>↓ ↓ ↓</p>  <p>□ □ □</p>
<p>5</p>  <p><b>m a p</b></p> <p>↓ ↓ ↓</p>  <p>□ □ □</p>	<p>6</p>  <p><b>f a n</b></p> <p>↓ ↓ ↓</p>  <p>□ □ □</p>

★ Read these words to a partner.



Name: \_\_\_\_\_

Look at the pictures in each box and say the words. Then, fill in the blanks to spell the missing word. Use the letters from the first word in each box to help you.

<p>1</p>  <p><b>k i d</b></p> <p>↓ ↓</p>  <p>l i d</p>	<p>2</p>  <p><b>c a p</b></p> <p>↓ ↓</p>  <p>□ □ □</p>
<p>3</p>  <p><b>s u b</b></p> <p>↓ ↓</p>  <p>□ □ □</p>	<p>4</p>  <p><b>w e t</b></p> <p>↓ ↓</p>  <p>□ □ □</p>
<p>5</p>  <p><b>n u t</b></p> <p>↓ ↓</p>  <p>□ □ □</p>	<p>6</p>  <p><b>b a g</b></p> <p>↓ ↓</p>  <p>□ □ □</p>

★ Read these words to a partner.