

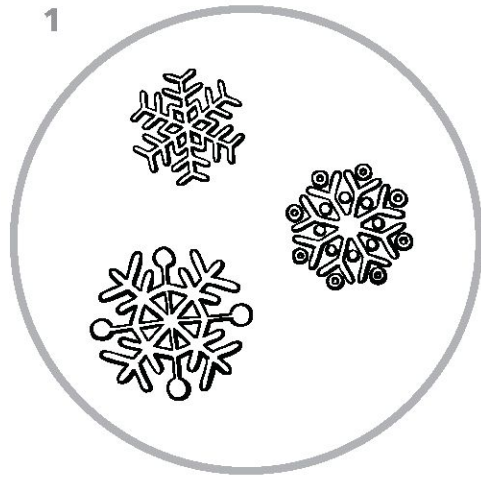







Listen to your teacher and think about what these pictures may have in common.

“Snow is FREEZING.  
Circle or  the other pictures that are also FREEZING.”




“An elephant is ENORMOUS.  
Circle or  the other pictures that are also ENORMOUS.”

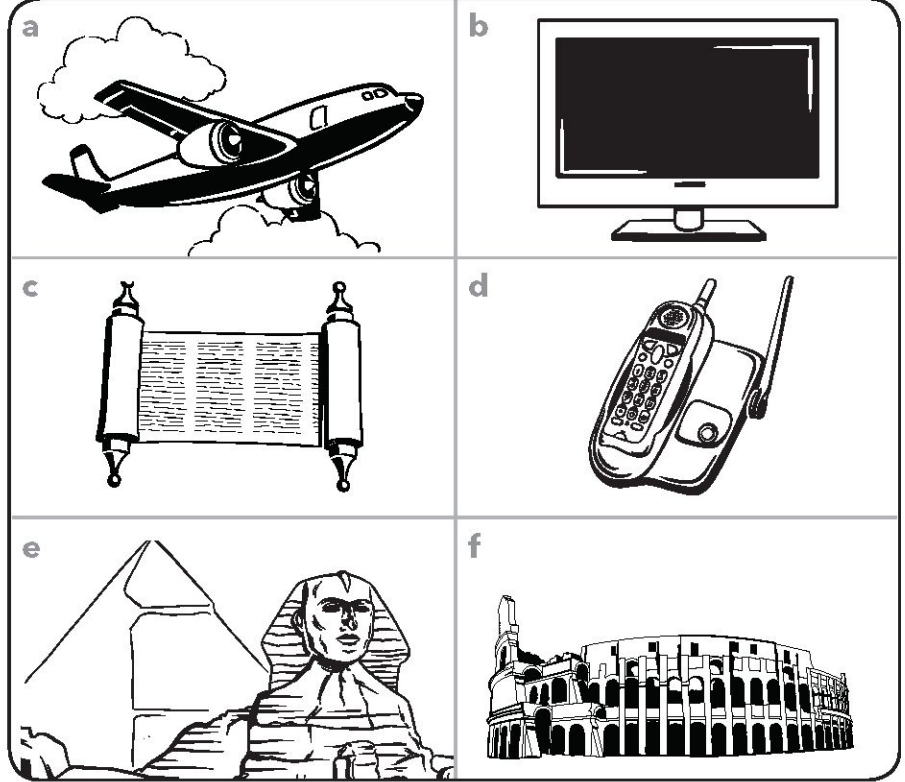
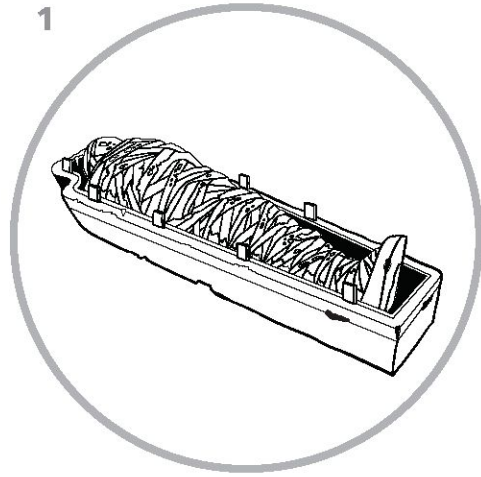



1. SNOW: a. ice cubes, b. sun, c. tea, d. ice cream, e. hot pot, f. snowman; 2. ELEPHANT: a. mouse, b. dinosaur, c. shoe, d. mountain, e. airplane, f. pin



★ Think of something else that is enormous.

Listen to your teacher and think about what these pictures may have in common.

"A mummy is **ANCIENT**.  
Circle or  the other  
pictures that are also  
**ANCIENT**."



"An anchor is **STURDY**.  
Circle or  the other  
pictures that are also  
**STURDY**."






1. MUMMY: a. airplane, b. television, c. scroll, d. telephone, e. Sphinx, f. coliseum; 2. ANCHOR: a. feather, b. safe, c. house, d. flower, e. block tower, f. mountain


★ Think of something else that is sturdy.

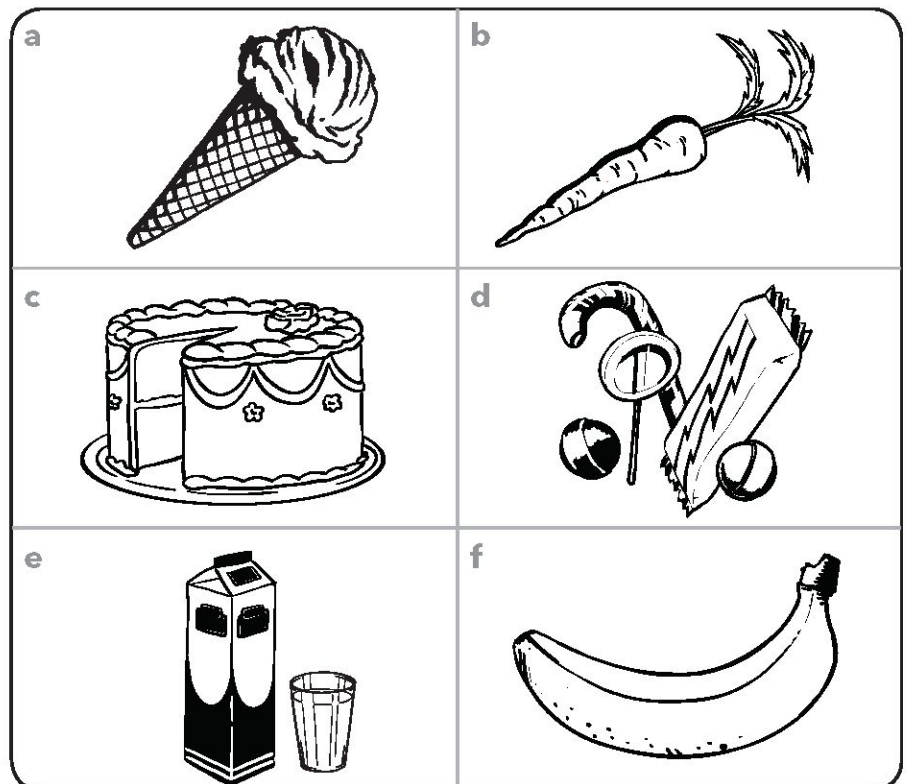



Listen to your teacher and think about what these pictures may have in common.

"A teacup is **FRAGILE**.  
Circle or  the other  
pictures that are also  
**FRAGILE**."



"An apple is **NUTRITIOUS**.  
Circle or  the other  
pictures that are also  
**NUTRITIOUS**."



1. TEACUP: a. bull, b. dish, c. rock, d. vase, e. drill, f. mirror; 2. APPLE: a. ice cream, b. carrot, c. cake, d. candy, e. milk, f. banana

★ Think of something else that is *fragile*.



Look at the pictures and think about what they may have in common. Put an "X" through the picture that does not belong.

<p>1</p>	<p>2</p>
<p>3</p>	<p>4</p>
<p>5</p>	<p>6</p>


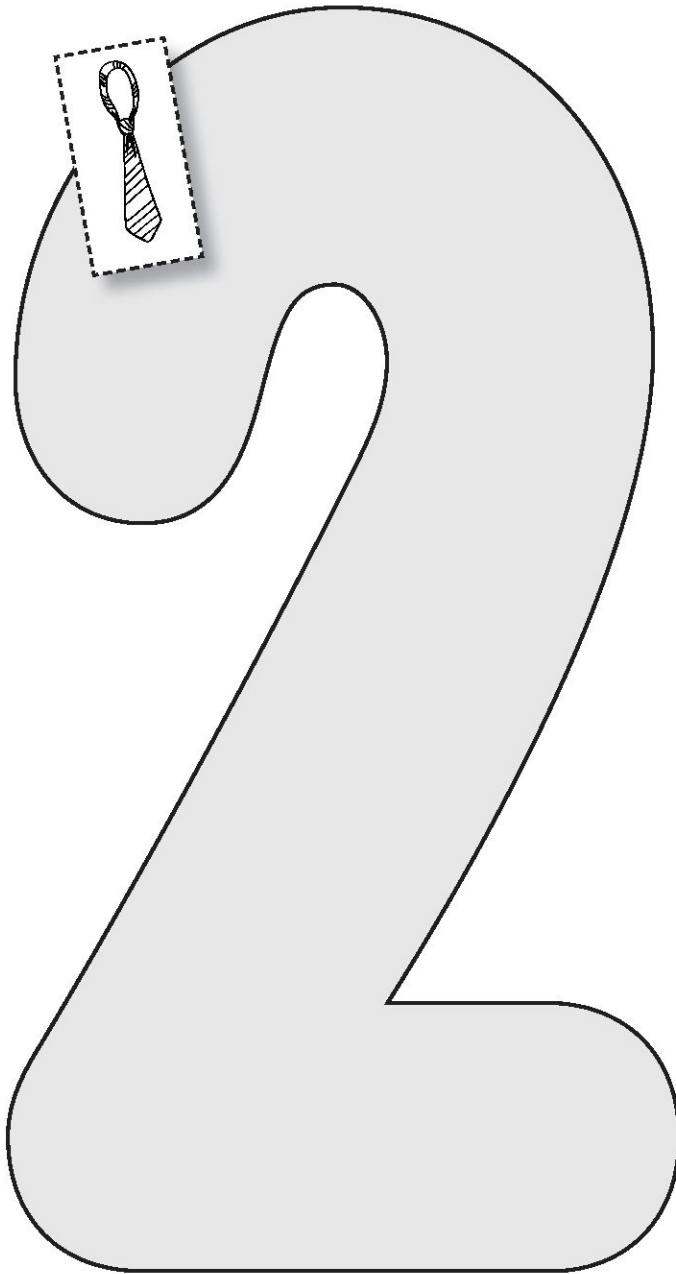
1. snow, fire, snowman; 2. elephant, marble, airplane; 3. glass, mirror, rock; 4. fan, bath, lake; 5. igloo, tea, sun; 6. apple, grapes, candy

★ Describe what each pair of pictures has in common.

Name: \_\_\_\_\_




Cut out the pictures at the bottom of the page and count the *sounds* in each word. Then, glue each picture onto the correct number.



TIE, BOAT; 1. egg, 2. bat, 3. lip, 4. bow, 5. toe, 6. cake



★ Name the words that have the same beginning sound.



Name: \_\_\_\_\_









Cut out the pictures at the bottom of the page and count the *sounds* in each word. Then, glue each picture onto the correct number.



CAT, CRAB; 1. cloud, 2. duck, 3. flag, 4. map, 5. drum 6. pot

★ Name the words that have the same beginning sound.

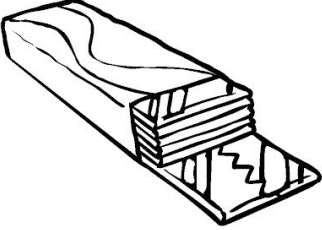
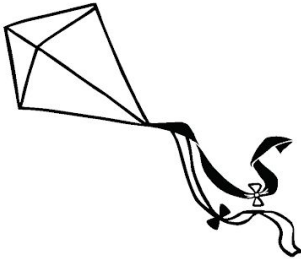


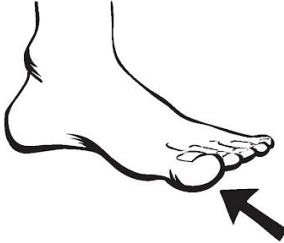


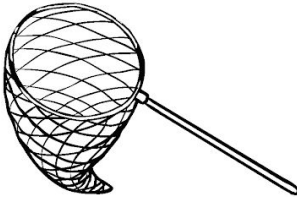


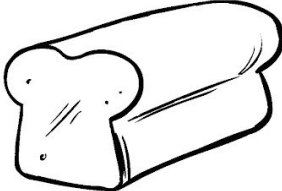



1 	2 	3 	4 	5 	6 
--	--	--	---	--	--

Name: \_\_\_\_\_



Say each word and tap a dot for each sound you hear. Then, circle the number of sounds you heard.

1  1 2 3 4	2  1 2 3 4	3  1 2 3 4
4  1 2 3 4	5  1 2 3 4	6  1 2 3 4
7  1 2 3 4	8  1 2 3 4	9  1 2 3 4
10  1 2 3 4	11  1 2 3 4	12  1 2 3 4













1. gum, 2. kite, 3. bed, 4. belt, 5. toe, 6. tent, 7. nest, 8. net, 9. bell, 10. bike, 11. bread, 12. clock

★ Listen as your teacher reads these words to you and tap out the sounds you hear: *stripe, splash, crust, street.*

Name: \_\_\_\_\_



Say each word and tap a dot for each sound you hear. Then, circle the number of sounds you heard.

1  1 2 3 4	2  1 2 3 4	3  1 2 3 4
4  1 2 3 4	5  1 2 3 4	6  1 2 3 4
7  1 2 3 4	8  1 2 3 4	9  1 2 3 4
10  1 2 3 4	11  1 2 3 4	12  1 2 3 4

1. bike, 2. cake, 3. pig, 4. flag, 5. ghost, 6. frog, 7. bow, 8. train, 9. fish, 10. crab, 11. drum, 12. cloud







★ Listen as your teacher reads these words to you and tap out the sounds you hear: *scream, plant, twist, stream.*



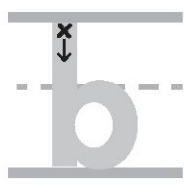





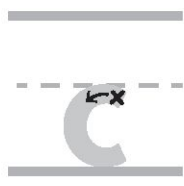

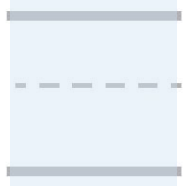
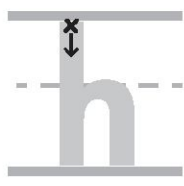

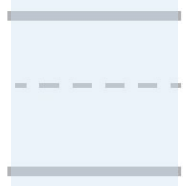



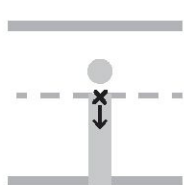


Name: \_\_\_\_\_



Circle the letter that makes the beginning sound for each picture.

1  b t n	2  m s c	3  v d r
4  p f r	5  t l h	6  j v q

Practice writing the letters below. Say the sound as you write each letter.

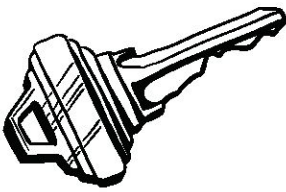



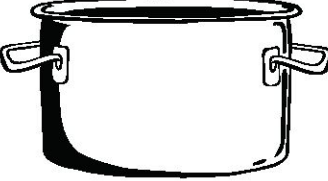

1. ball, 2. cat, 3. dog, 4. fish, 5. hat, 6. jail

★ Name each picture. Write the letter that makes the beginning sound on a separate piece of paper.

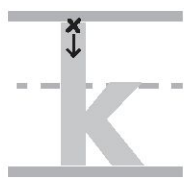


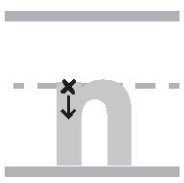


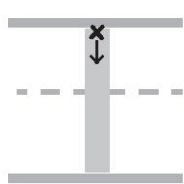
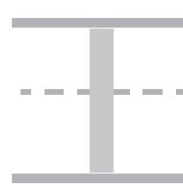

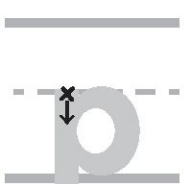


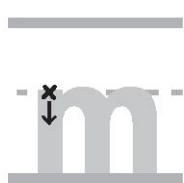





Name: \_\_\_\_\_



Circle the letter that makes the beginning sound for each picture.

1  d k p	2  l h b	3  h z m
4  n w l	5  r p g	6  f r qu

Practice writing the letters below. Say the sound as you write each letter.







1. key, 2. leaf, 3. mouse, 4. nest, 5. pot, 6. queen

★ Name each picture. Write the letter that makes the beginning sound on a separate piece of paper.

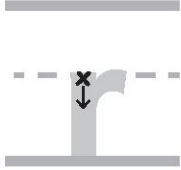


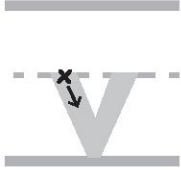







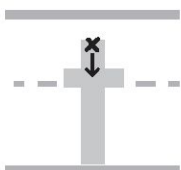
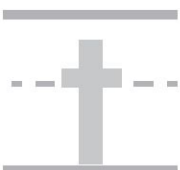

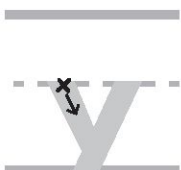


Name: \_\_\_\_\_



Circle the letter that makes the beginning sound for each picture.

1  f c r	2  s k l	3  b t f
4  v z y	5  x w l	6  q g y

Practice writing the letters below. Say the sound as you write each letter.



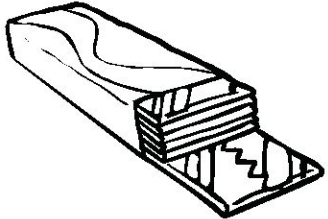



1. ring, 2. sun, 3. tent, 4. vest, 5. web, 6. yoyo

★ Name each picture. Write the letter that makes the beginning sound on a separate piece of paper.

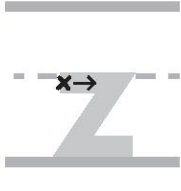





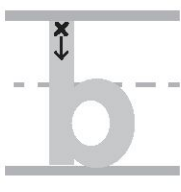


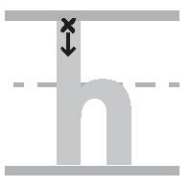





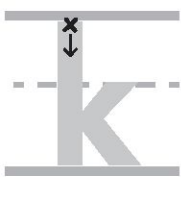


Name: \_\_\_\_\_



Circle the letter that makes the beginning sound for each picture.

<p>1</p>  <p>n z w</p>	<p>2</p>  <p>g h b</p>	<p>3</p>  <p>g r d</p>
<p>4</p>  <p>h w d</p>	<p>5</p>  <p>h f p</p>	<p>6</p>  <p>f k l</p>

Practice writing the letters below. Say the sound as you write each letter.


1. zebra, 2. bike, 3. gum, 4. desk, 5. heart, 6. king

★ Name each picture. Write the letter that makes the beginning sound on a separate piece of paper.

Name: \_\_\_\_\_



Cut out the pictures at the bottom of the page. Then, glue each picture onto the letter that makes the sound you hear at the beginning of the word.



SAW, TENT; 1. soap, 2. turtle, 3. tiger, 4. sun, 5. ten, 6. seal


★ Trace each letter with your finger and say the sound it makes.



Name: \_\_\_\_\_




Cut out the pictures at the bottom of the page. Then, glue each picture onto the letter that makes the sound you hear at the beginning of the word.




LION, KANGAROO; 1. lips, 2. lock, 3. key, 4. lamp, 5. kite, 6. king


★ Trace each letter with your finger and say the sound it makes.



Name: \_\_\_\_\_



Say the sound of the letter in each circle. Then, circle or  the three pictures that begin with that sound.



a		b	
c		d	
e		f	



a		b	
c		d	
e		f	

1. B: a. bed, b. grapes, c. pen, d. door, e. bat, f. banana; 2. F: a. gum, b. fan, c. feet, d. tail, e. leaf, f. fox

★ Look at the pictures you did not . Name the letter that makes the beginning sound of each word.




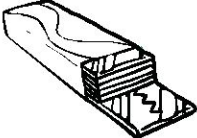


Name: \_\_\_\_\_




Say the sound of the letter in each circle. Then, circle or  the three pictures that begin with that sound.



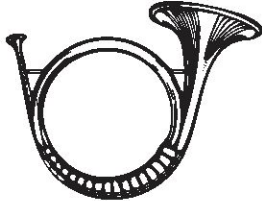
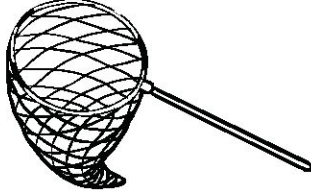

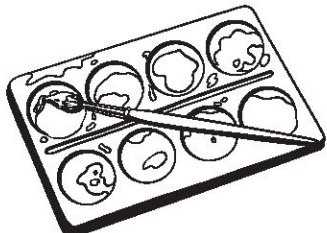
1



a 	b 
c 	d 
e 	f 

2



a 	b 
c 	d 
e 	f 

1. G: a. gate, b. king, c. yarn, d. gum, e. goat, f. rug; 2. N: a. magnet, b. nest, c. horn, d. net, e. needle, f. paint

★ Look at the pictures you did not . Name the letter that makes the beginning sound of each word.






Name: \_\_\_\_\_






Listen to each sentence and make a picture in your mind. Circle the picture that matches the sentence. Then, use the pictures to retell the whole story.




1 A scuba diver plunges into the sea from a boat.



2 The scuba diver takes out her small camera.





3 She takes a photo of a speckled sea turtle swimming.




★ Talk to a partner about what might happen next in the story.

Listen to each sentence and make a picture in your mind. Circle the picture that matches the sentence. Then, use the pictures to retell the whole story.

A pirate wearing a long coat and boots is holding an old map.



A large bird swoops down and snatches the map.



The pirate chases the large bird back to its nest.






★ Talk to a partner about what might happen next in the story.





Listen to each sentence and make a picture in your mind. Circle the picture that matches the sentence. Then, use the pictures to retell the whole story.




A boy, wearing a helmet, jumps on his skateboard.



He skates quickly through the crowd of people.



He arrives at the park and sees his friend skating on the ramp doing tricks and turns.



★ Talk to a partner about what might happen next in the story.

Name: \_\_\_\_\_



Listen to each sentence and make a picture in your mind. Draw a picture to match each sentence.

A small, black puppy runs after a big, red ball.

The little girl with the purple hat runs after the small, black puppy.

The girl and the puppy have fun playing in the green grass at the big park.

★ Retell this story to a partner. Then, talk about what might happen next.

Name: \_\_\_\_\_



Listen to each sentence and make a picture in your mind. Draw a picture to match each sentence.

The big yellow sun shines in the blue sky.

A dark rain cloud floats in front of the big yellow sun.


A huge rainbow appears across the cloudy sky.


★ Retell this story to a partner. Then, talk about what might happen next.

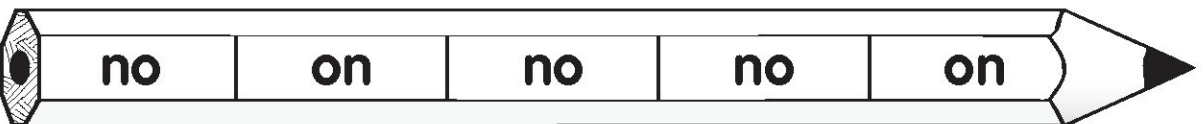
Name: \_\_\_\_\_



Circle or  the spaces where the word in the box is spelled correctly.


**the**  the hte eth the


**one**  neo one noe one


**no**  no on no no on


**he**  eh he eh he he

Practice writing the sight words below.

 the the

 one one

 no no

 he he

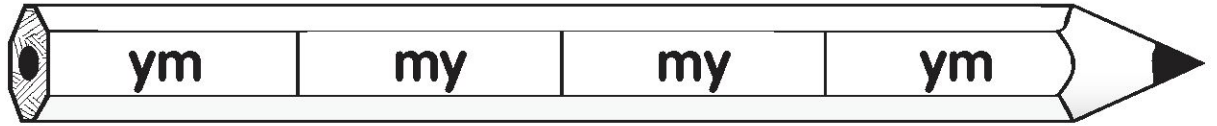
★ Read these words to a partner. Then, use each one in a sentence.

Name: \_\_\_\_\_

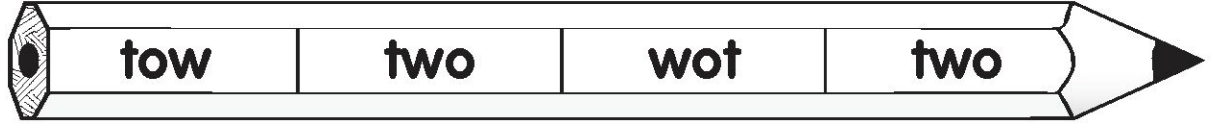


Circle or  the spaces where the word in the box is spelled correctly.

my



two



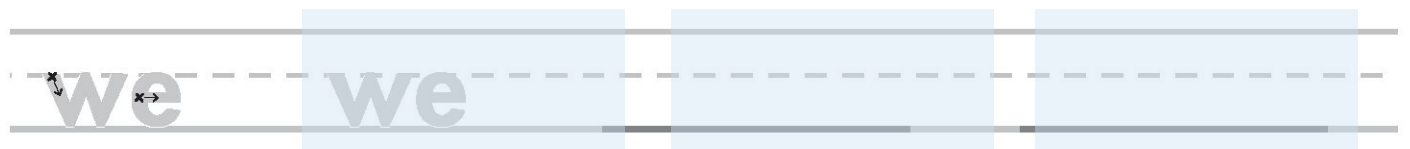
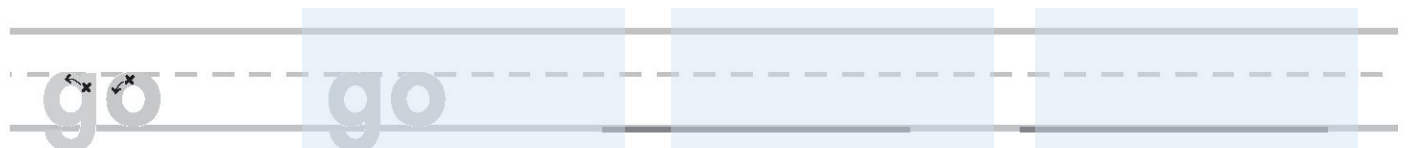
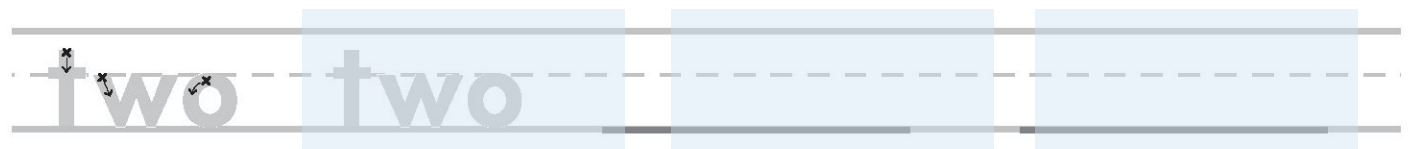
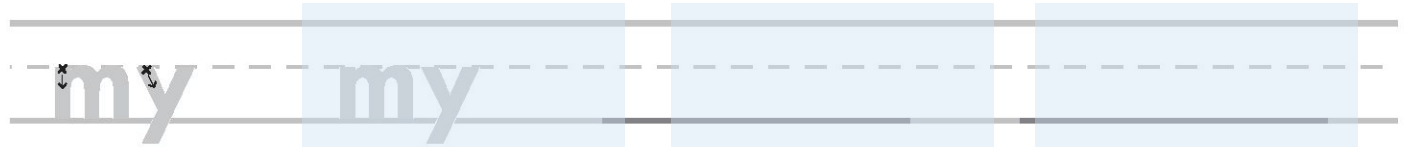
go



we



Practice writing the sight words below.

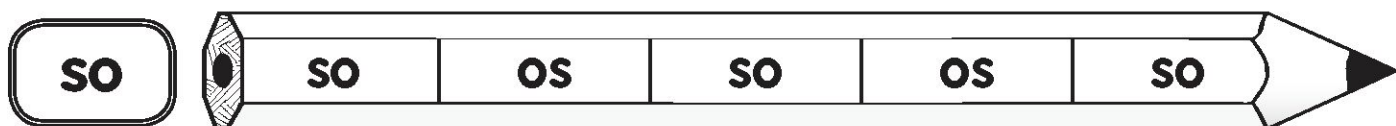


★ Read these words to a partner. Then, use each one in a sentence.

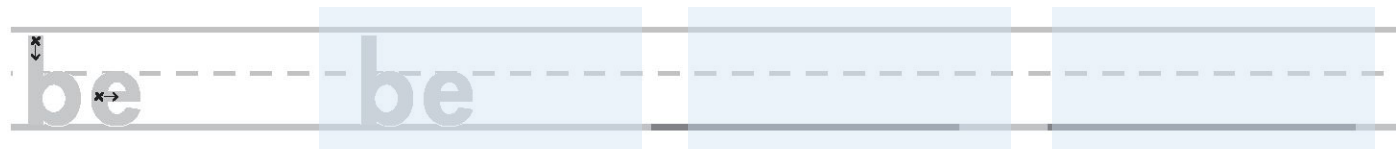
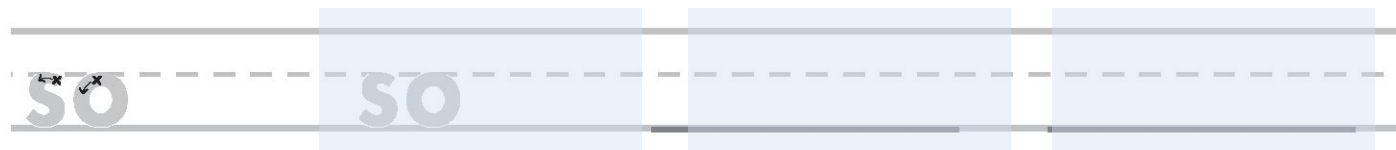
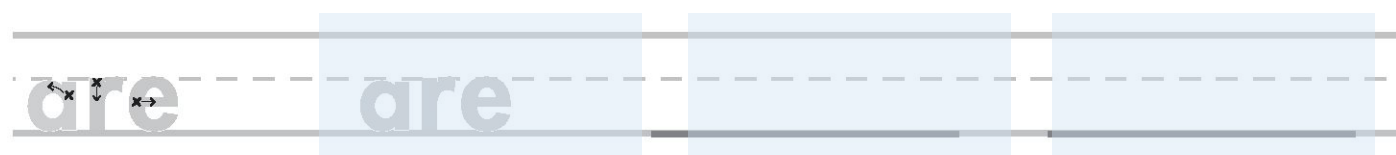
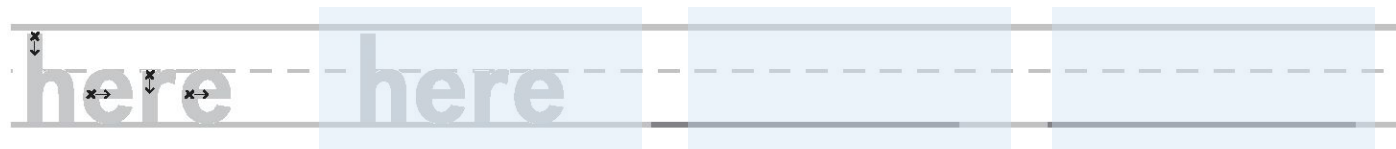
Name: \_\_\_\_\_



Circle or  the spaces where the word in the box is spelled correctly.



Practice writing the sight words below.



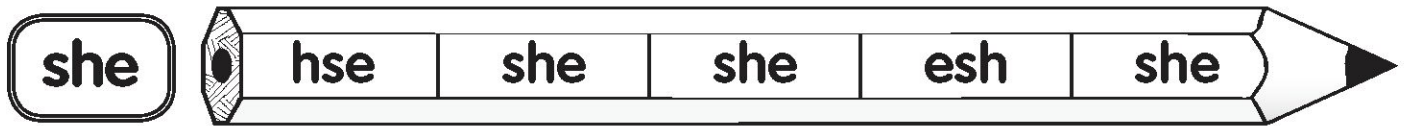
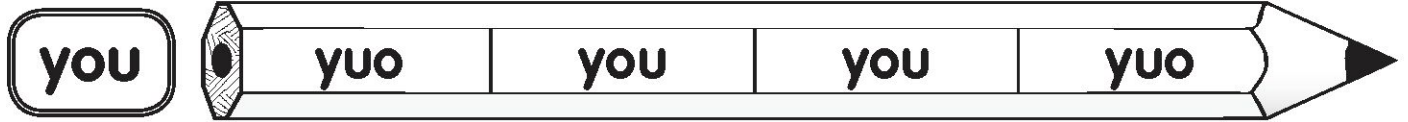
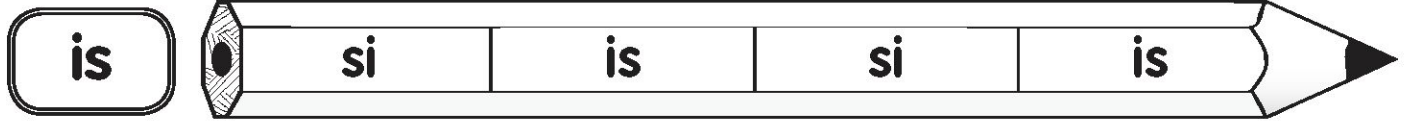
★ Read these words to a partner. Then, use each one in a sentence.



Name: \_\_\_\_\_



Circle or  the spaces where the word in the box is spelled correctly.



Practice writing the sight words below.

is is

you you

she she

me me

★ Read these words to a partner. Then, use each one in a sentence.

Name: \_\_\_\_\_



 we red.


 he green.

 you black.

 me blue.

 she yellow.

 go brown.



★ Tell a story about this picture. Try to use the sight words in your story.

Name: \_\_\_\_\_



 is red.


 here green.

 two black.

 are blue.

 one yellow.

 my purple.



★ Tell a story about this picture. Try to use the sight words in your story.