

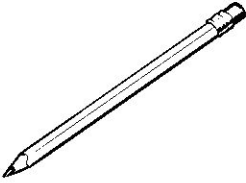

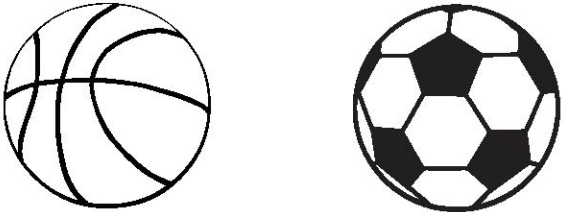







Name: _____



Circle the two pictures in each box that belong to the same category.

<p>1</p>  	<p>2</p>  
<p>3</p>  	<p>4</p>  
<p>5</p>  	<p>6</p>  


1. chick, car, pig; 2. pencil, cap, paper; 3. basketball, soccer ball, cat; 4. frying pan, hammer, drill; 5. grapes, banana, umbrella; 6. shark, octopus, shoe

★ Name each category.

Name: _____



Cut out the pictures at the bottom of the page. Find all the pictures that can be grouped together and glue them into the correct box.




Large empty rectangular box for pasting items related to the hammer category.

Large empty rectangular box for pasting items related to the seesaw category.

HAMMER, SEESAW; 1. drill, 2. slide, 3. sandbox, 4. wrench, 5. swing, 6. bolt

★ Name each category.




Name: _____



Circle or  the three pictures that belong to the same category as the picture in the circle below.



a		b	
c		d	
e		f	



a		b	
c		d	
e		f	

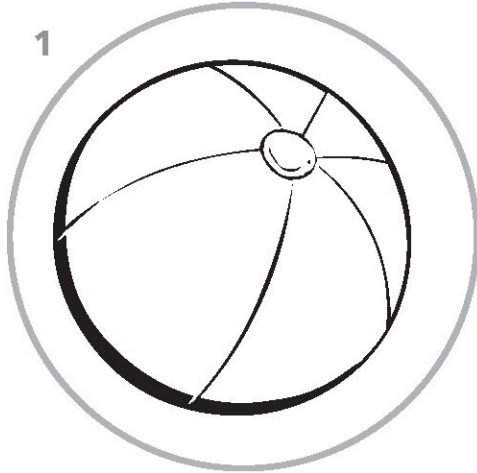
1. CRAB: a. fish, b. horse, c. cow, d. shark, e. pig, f. octopus; 2. APPLE: a. car, b. banana, c. grapes, d. bus, e. train, f. watermelon







★ Name each category. Then, name something else that belongs in each category.

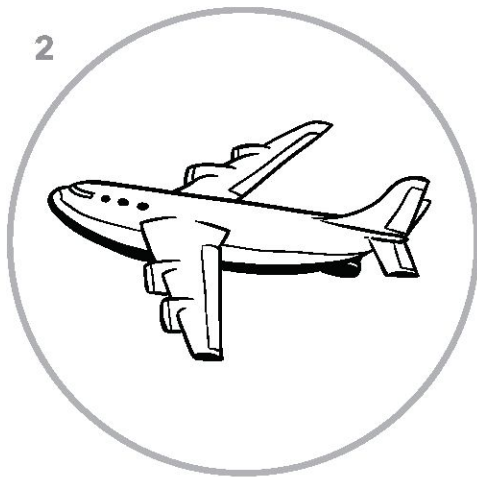
Name: _____









Circle or  the three pictures that belong to the same category as the picture in the circle below.



a		b	
c		d	
e		f	



a		b	
c		d	
e		f	



1. BEACH BALL: a. basketball, b. tennis ball, c. sun, d. cloud, e. soccer ball, f. moon; 2. PLANE: a. pants, b. parka, c. shirt, d. hot air balloon, e. rocket, f. helicopter

★ Name each category. Then, name something else that belongs in each category.

Name: _____



Look at the picture in the circle. Circle the three other pictures that belong to the same category.



Now, find pictures 1-6 hidden below.



VIOLIN: 1. flute, 2. trumpet, 3. bicycle, 4. hammer, 5. crab, 6. piano

★ Name the category at the top of the page.

Name: _____



Look at the letters in each box. If the two letters are an upper and lower case pair, trace them. If they do not belong together, put an "X" through the box.

1 	2
3 	4
5 	6
7 	8
9 	10

★ Name the letters you traced.

Name: _____



Look at the letters in each box. If the two letters are an upper and lower case pair, trace them. If they do not belong together, put an "X" through the box.

★ Name the letters you traced.

Name: _____



Look at the letters in each box. Circle the two letters that belong together. Trace the letters you circled.

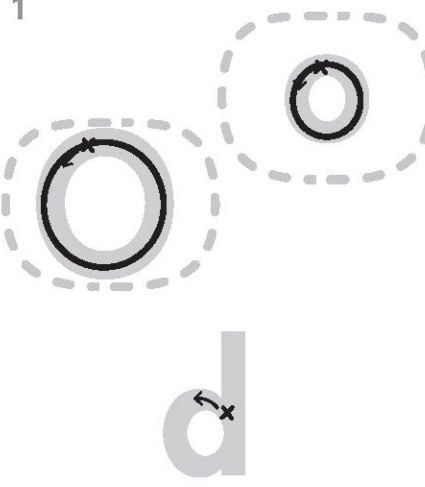






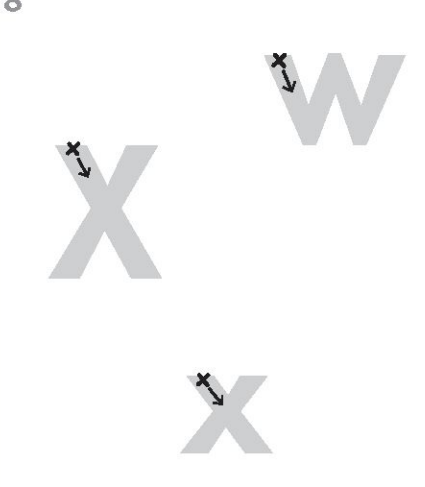

1 	2 	3
4 	5 	6
7 	8 	9

★ Name the letters you circled.

Name: _____



Look at the letters in each box. Circle the two letters that belong together. Trace the letters you circled.

1 	2 	3 
4 	5 	6 
7 	8 	9 

★ Name the letters you circled.

Name: _____



Look at the letters in each box. Circle the two letters that belong together. Trace the letters you circled.


1 	2 	3
4 	5 	6
7 	8 	9

★ Name the letters you circled.

Listen to the nursery rhyme and follow the words with your finger.


Humpty Dumpty

1




Humpty Dumpty sat on a wall.

2



Humpty Dumpty had a great fall.

3



All the King's horses and all the King's men couldn't put Humpty together again!


- What happened in this story? Speak clearly and retell the story using the pictures to help you remember the important details.
- What part did you like the most? Circle the picture that shows the best part.

★ Listen carefully as an adult reads the nursery rhyme again. Raise your hand when you hear a word that rhymes with *tall*.



Listen to the nursery rhyme and follow the words with your finger.


Hickory Dickory Dock



Hickory dickory dock!
The mouse ran up the clock.



The clock struck one.



The mouse ran down.
Hickory dickory dock!

- What happened in this story? Speak clearly and retell the story using the pictures to help you remember the important details.
- What part did you like the most? Circle the picture that shows the best part.


★ Listen carefully as an adult reads the nursery rhyme again. Raise your hand when you hear a word that rhymes with *rock*.



Listen to the nursery rhyme and follow the words with your finger.


Little Miss Muffet

1



Little Miss Muffet sat on a tuffet, eating her curds and whey.

2



Along came a spider, who sat down beside her.

3



And frightened Miss Muffet away.

- What happened in this story? Speak clearly and retell the story using the pictures to help you remember the important details.
- What part did you like the most? Circle the picture that shows the best part.

★ Listen carefully as an adult reads the nursery rhyme again. Raise your hand when you hear a word that rhymes with *day*.



Listen to the nursery rhyme and follow the words with your finger.

Mary Had a Little Lamb

1



Mary had a little lamb.
Its fleece was white as snow.

2



And everywhere that Mary
went, the lamb was sure
to go.

3



It followed her to school one
day, which was against the
rule. It made the children
laugh and play, to see a lamb
at school.

- What happened in this story? Speak clearly and retell the story using the pictures to help you remember the important details.
- What part did you like the most? Circle the picture that shows the best part.

★ Listen carefully as an adult reads the nursery rhyme again. Raise your hand when you hear a word that rhymes with *show*.

Name: _____



Rearrange the pieces to show the cover of a book.



Core5 Level 1

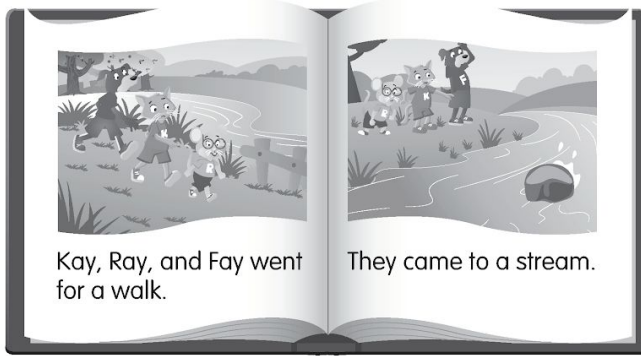
This material is a component of Lexia® Core5® Reading.
© 2020 Lexia Learning, a Rosetta Stone company.
Reprinted for classroom use only. All other rights reserved. Not for resale.

★ Show this page to a partner, and explain the different parts of the book cover.




Listen as your teacher reads some pages of this story. Then, follow the directions.

1




Circle the print on these pages.

2



Circle the pictures on these pages.

3



Circle the picture where Ray looks very upset.

4



What does Fay use to solve the problem? Circle it in both pictures.

★ Talk about this part of the story with a partner. What do the friends learn?

Name: _____



Rearrange the pieces to show the cover of a book.



Core5 Level 1

This material is a component of Lexia® Core5® Reading.
© 2020 Lexia Learning, a Rosetta Stone company.
Reprinted for classroom use only. All other rights reserved. Not for resale.


★ Show this page to a partner, and explain the different parts of the book cover.



Listen as your teacher reads some pages of this story. Then, follow the directions.

1


Wheels help things
move easily on the
ground.



Circle the print.

2

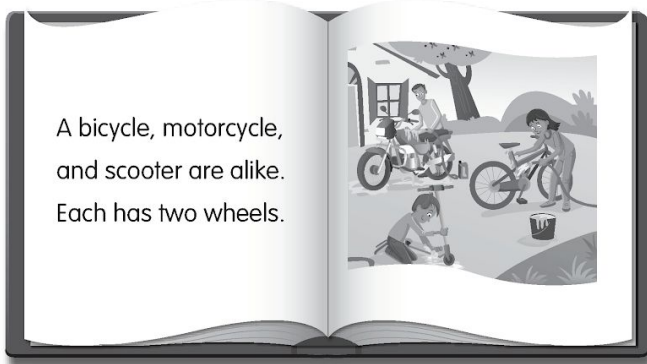
One wheel can be
enough for a ride!



Circle the
picture.

3

A bicycle, motorcycle,
and scooter are alike.
Each has two wheels.

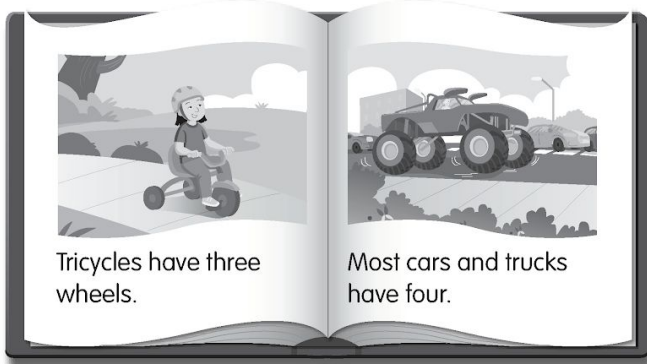


Circle two
wheels in this
picture.

4

Tricycles have three
wheels.

Most cars and trucks
have four.







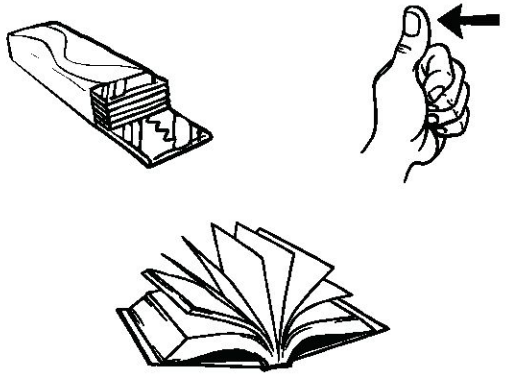



Circle the
picture that
shows a
tricycle.

★ On another page, draw a picture of something else that has wheels. Describe your picture to a partner.

Name: _____



Circle the two pictures in each box that rhyme.

<p>1</p> 	<p>2</p> 
<p>3</p> 	<p>4</p> 
<p>5</p> 	<p>6</p> <p>10</p> 
<p>7</p> 	<p>8</p> 


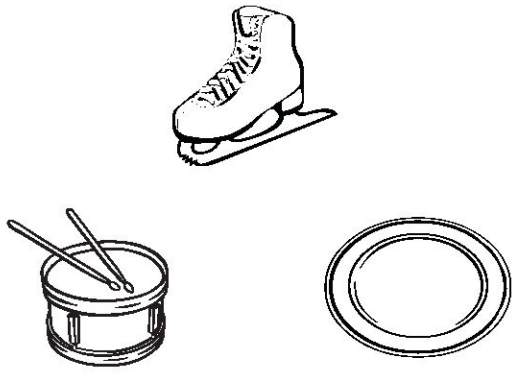
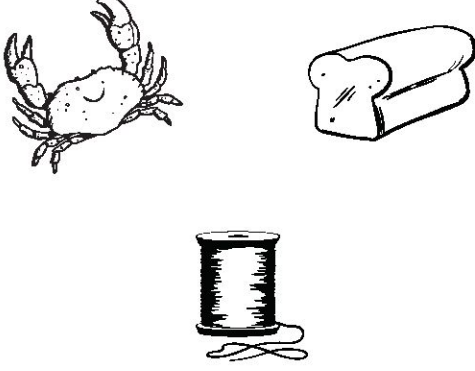



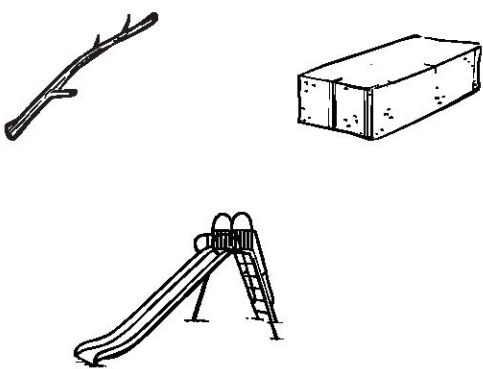

1. dog, log, bull; 2. cake, rake, bag; 3. cat, sheep, jeep; 4. goat, ball, boat; 5. gum, thumb, book; 6. ten, pen, cane; 7. pan, hat, fan; 8. rock, mop, sock

★ Think of another word that rhymes with the pictures you circled in each box.

Name: _____



Circle the two pictures in each box that rhyme.

<p>1</p> 	<p>2</p> 
<p>3</p> 	<p>4</p> 
<p>5</p> 	<p>6</p> 
<p>7</p> 	<p>8</p> 



1. clown, stick, crown; 2. skate, drum, plate; 3. crab, bread, thread; 4. milk, ring, wing; 5. nest, stamp, lamp; 6. clock, sled, block; 7. stick, brick, slide; 8. kite, hive, five

★ Think of another word that rhymes with the pictures you circled in each box.

Name: _____



Cut out the pictures at the bottom of the page. Find all the pictures that can be grouped together and glue them into the correct box.



Large empty rectangular box for pasting pictures that rhyme with 'pail'.

Large empty rectangular box for pasting pictures that rhyme with 'cake'.

PAIL, CAKE; 1. tail, 2. steak, 3. snail, 4. sail, 5. rake, 6. snake

★ Think of another word that rhymes with the picture in each circle.




1	2	3	4	5	6
---	---	---	---	---	---

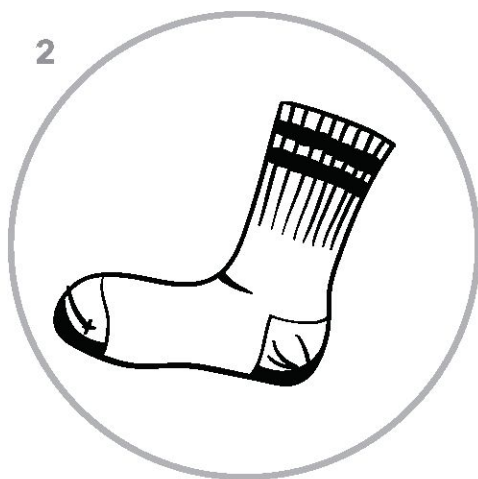
Name: _____



Say the word that matches the picture in the circle. Find the three pictures that rhyme with this word and circle them.



a		b	
c		d	
e		f	



a		b	
c		d	
e		f	






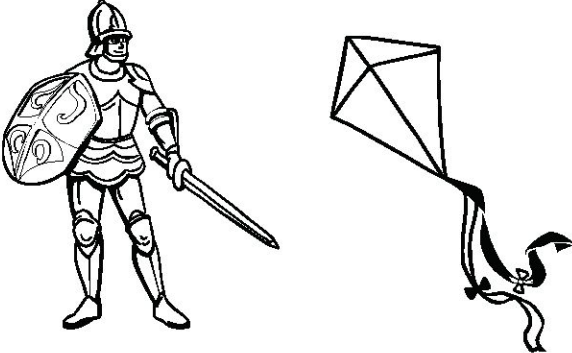


1. CAT: a. hose, b. pup, c. bat, d. hat, e. leg, f. rat; 2. SOCK: a. nose, b. block, c. lock, d. car, e. snake, f. clock

★ Think of another word that rhymes with the picture in each circle.

Name: _____



Look at the pictures in each box. If the words rhyme, circle them. If they do not rhyme, put an "X" through the box.

1 	2 
3 	4 
5 	6 
7 	8 


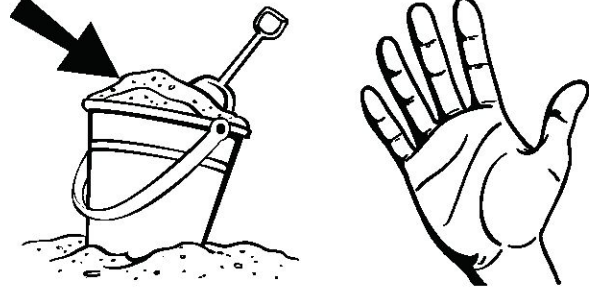

1. zip, lock; 2. rock, sock; 3. ten, pen; 4. goat, boat; 5. flag, star; 6. knight, kite; 7. train, chain; 8. glass, skunk

★ Think of another word that rhymes with the pictures you circled in each box.

Name: _____



Look at the pictures in each box. If the words rhyme, circle them. If they do not rhyme, put an "X" through the box.

1 	2 
3 	4 
5 	6 
7 	8 

1. sled, belt; 2. fan, pan; 3. sand, hand; 4. lamp, nest; 5. flag, bag; 6. map, net; 7. jam, hat; 8. five, hive

★ Think of another word that rhymes with the pictures you circled in each box.