

Name: _____



Move the letters in each word to make a new word. You must use all of the letters in your new word. There may be more than one answer.

1 tip ↓ pit	2 pat ↓ _ _ _	3 top ↓ _ _ _
4 snip ↓ _ _ _	5 stop ↓ _ _ _	6 tear ↓ _ _ _
7 step ↓ _ _ _	8 slip ↓ _ _ _	9 pans ↓ _ _ _
10 ticks ↓ _ _ _	11 slime ↓ _ _ _	12 crate ↓ _ _ _

★ Use some letters from your first name and see if you can make any new words.

Name: _____



Move the letters in each word to make a new word. You must use all of the letters in your new word. There may be more than one answer.








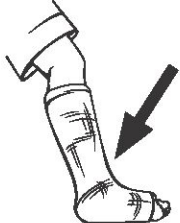



1 n a p ↓ p a n	2 p a i ↓ _ _ _	3 s a g ↓ _ _ _
4 t e n ↓ _ _ _	5 a n t ↓ _ _ _	6 g u m ↓ _ _ _
7 m i l e ↓ _ _ _	8 t a l e ↓ _ _ _	9 t o n e ↓ _ _ _
10 v a s e ↓ _ _ _	11 l i d s ↓ _ _ _	12 t a m e ↓ _ _ _

★ Use some letters from your last name and see if you can make any new words.

Name: _____








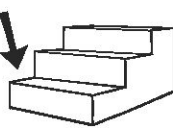






Read the word in each box. Then, *add* one letter to this word to make a new word that matches the picture. Circle the letter you added.

<p>1</p>  <p>l a k e</p> <p>↓</p>  <p>□ □ □ □ □</p>	<p>2</p>  <p>w i n g</p> <p>↓</p>  <p>□ □ □ □ □</p>
<p>3</p>  <p>n e t</p> <p>↓</p>  <p>□ □ □ □ □</p>	<p>4</p>  <p>c a t</p> <p>↓</p>  <p>□ □ □ □ □</p>
<p>5</p> <p>10</p> <p>t e n</p> <p>↓</p>  <p>□ □ □ □ □</p>	<p>6</p>  <p>s i n g</p> <p>↓</p>  <p>□ □ □ □ □</p>

★ Tell a partner what you did to make each new word.

Name: _____

Read the word in each box. Then, *change* one letter in this word to make a new word that matches the picture. Circle the letter in the new word that you changed.













<p>1</p>  <p>s a c k</p> <p>↓</p>  <p><input type="text"/> <input type="text"/> <input type="text"/> <input type="text"/></p>	<p>2</p>  <p>g r a b</p> <p>↓</p>  <p><input type="text"/> <input type="text"/> <input type="text"/> <input type="text"/></p>
<p>3</p>  <p>s t o p</p> <p>↓</p>  <p><input type="text"/> <input type="text"/> <input type="text"/> <input type="text"/></p>	<p>4</p>  <p>b e l t</p> <p>↓</p>  <p><input type="text"/> <input type="text"/> <input type="text"/> <input type="text"/></p>
<p>5</p>  <p>s t i n g</p> <p>↓</p>  <p><input type="text"/> <input type="text"/> <input type="text"/> <input type="text"/> <input type="text"/></p>	<p>6</p>  <p>c h e c k</p> <p>↓</p>  <p><input type="text"/> <input type="text"/> <input type="text"/> <input type="text"/> <input type="text"/></p>

★ Tell a partner what you did to make each new word.

Name: _____








Look at each picture and say the word, one sound at a time. Take off the first sound in each word to make a new word. Then, find the picture to match the new word and glue it in the box.

<p>1</p>  <p>→</p> 	<p>2</p>  <p>→</p> 
<p>3</p>  <p>→</p> 	<p>4</p>  <p>→</p> 
<p>5</p>  <p>→</p> 	<p>6</p>  <p>→</p> 

★ Tell a partner what you did to make each new word.



<p>a</p> 	<p>b</p> 	<p>c</p> 	<p>d</p> 	<p>e</p> 	<p>f</p> 
--	--	--	---	--	--

Name: _____



Read the words and put them in the correct order to make a sentence. Then, write the sentence on the line. Remember to start with a capital letter and use end punctuation.


1 will play | Jack | the drum

Jack _____

2 a song | will sing | Jen

3 the kids | for them | will clap

Draw a picture to match the sentences.



★ Use the picture to retell the story in your own words to a partner.

Name: _____



Read the words and put them in the correct order to make a sentence. Then, write the sentence on the line. Remember to start with a capital letter and use end punctuation.

1

Kim

the ball

will kick

Kim _____

2

fast

will run

Nick

3

will win

they

the game

Draw a picture to match the sentences.

★ Use the picture to retell the story in your own words to a partner.

Name: _____



Read the sentence starters. Then, cut out the phrases at the bottom of the page and use them to complete the sentence starters.

1 Boats float

on the lake.

2 Lin runs

3 Ben naps

4 A leaf fell

5 The pot boils

6 The snail hid

★ Read these sentences to a partner.



around the track.

on the stove.

in its shell.

on the lake.

in his crib.

from the branch.

Name: _____



Read the sentence starters. Then, cut out the phrases at the bottom of the page and use them to complete the sentence starters.

1 Rain fell

from the clouds.

2 The boy sleds

3 The bees buzz

4 Sue works

5 Max sleeps

6 The kids wait

★ Read these sentences to a partner.



in his soft bed.

at her desk.

from the clouds.

in the hive.


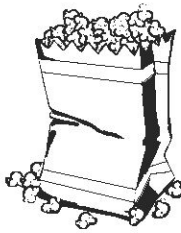






down the hill.

at the bus stop.

Name: _____



Circle the two syllables that make a word to match each picture. Then, write the whole word on the line.

<p>1</p>  <p>coon rac room</p> <p>raccoon</p>	<p>2</p>  <p>pop carp corn</p> <p>_____</p>
<p>3</p>  <p>spi der pid</p> <p>_____</p>	<p>4</p>  <p>git ger ti</p> <p>_____</p>
<p>5</p>  <p>cray roo on</p> <p>_____</p>	<p>6</p>  <p>ple ap lap</p> <p>_____</p>
<p>7</p>  <p>dle ple pud</p> <p>_____</p>	<p>8</p>  <p>rag tar get</p> <p>_____</p>

★ Read these words to a partner.

Name: _____



Circle the syllable that completes each word. Then, write the circled syllable in the blank.

1 The girl had a pur <u>ple</u> dress.	ple zle
2 Did you en <u>joy</u> the day at the beach?	joy jay
3 The clown can jug <u>gle</u> five balls at a time.	gle dle
4 The dog hid be <u>hind</u> the desk.	hunt hind
5 We can play a game with the mar <u>bles</u> .	zle ble
6 A big mush <u>room</u> grew in the long grass.	room raim
7 He made a mis <u>take</u> on the test.	kite take
8 I will use a nee <u>dle</u> and thread.	dle ple

★ Read these sentences to a partner.

Name: _____







Circle the syllable that completes each word. Then, write the circled syllable in the blank.

1 A mer <u>maid</u> swims in the sea.	mood maid
2 Do not spill milk on the car _____.	pet ted
3 The tur _____ hid in his shell.	gle tle
4 I gave him a gift on his birth _____.	day doe
5 She held the bag by the han _____.	zle dle
6 What is the ti _____ of this book?	tle ple
7 The doll will sleep in the cra _____.	dle gle
8 The cat will hide un _____ the bed.	der per

★ Read these sentences to a partner.

Name: _____

Cut out the syllables at the bottom of the page. Put the syllables together to make a word that matches the picture. Then, write the whole word on the line.

1		pa		_____
2				_____
3	13			_____
4				_____
5				_____

★ Write a sentence for each word.



teen	pa	ver	ble	ea
ta	gle	thir	per	clo

Name: _____



Circle or  the space(s) where the word in the box is spelled correctly.

full full flul lufi full

try tyr rty try tyr

own onw own won onw

done done node done doen

laugh luagh lauhg luagh laugh

Practice writing the sight words below.

full

try

own

done

laugh


★ Choose three sight words from above and write a sentence for each.


Name: _____



Circle or  the space(s) where the word in the box is spelled correctly.

hurt  hurt hurt hrut hutr

grow  grow gorw grow gwor

seven  sveen seevn seven seven

want  nwat want want watn

light  light lihgt litgh light

Practice writing the sight words below.

hurt

grow

seven

want

light

★ Choose three sight words from above and write a sentence for each.

Name: _____



Write each word on the line. Then, find them hidden in the puzzle below.

people people

eight _____

watch _____

laugh _____

warm _____

grow _____

only _____

light _____

A word search puzzle grid with the following words hidden:

p	e	o	p	l	e	h	a
w	a	r	m	p	i	o	n
w	a	t	c	h	g	p	p
n	l	a	u	g	h	s	l
e	y	g	o	g	t	p	u
o	n	l	y	a	p	e	m
s	e	l	i	g	h	t	s
g	r	o	w	i	t	s	a

★ Practice spelling each word twice.

Name: _____



Write each word on the line. Then, find them hidden in the puzzle below.

today today

purple _____

about _____

water _____

their _____

full _____

try _____

own _____

t	a	h	p	p	w	o	t
o	b	r	u	t	h	s	r
d	o	t	r	h	w	t	y
a	u	w	p	e	y	r	w
y	t	o	l	i	a	n	i
w	a	t	e	r	a	g	n
n	e	t	e	n	d	e	d
f	u	l	l	p	o	w	n

★ Practice spelling each word twice.

Name: _____



Circle the word to complete the sentence. Then, write the word in the blank.

1	There were eight <u>people</u> in line.	people purple
2	Did you watch the show _____ sharks?	water about
3	I had a glass _____ of water.	laugh full
4	It hurt when I fell in _____ yard.	eight their
5	I need to _____ the plants today.	water watch
6	I will try to fix the _____.	light eight
7	I saw seven _____ plums on the tree.	grow purple
8	It was _____ at the park today.	warm water

★ Read these sentences to a partner.

Name: _____



Read the words at the bottom of the page. Circle the suffix in each word. Then, cut out the words and glue them into the correct boxes.

1

s

2

ing

falling

3

ed

★ Think of another word with each suffix and add it to the correct box.



falling	ended	eating	plums
added	runs	landed	camping
pets	wishing	dented	hops

Name: _____



Read the words at the bottom of the page. Circle the suffix in each word. Then, cut out the words and glue them into the correct boxes.

1

er

farmer

2

est

3

y

★ Think of another word with each suffix and add it to the correct box.



farmer	neatest	sleepy	windy
lucky	lowest	messy	darker
deepest	painter	faster	oldest

Name: _____



Read the words at the bottom of the page. Circle the suffix in each word. Then, read each word again and listen carefully to the sound of -ed at the end. Cut out the words and glue them into the correct boxes.

1 ed (d)

2 ed (ed)

3 ed (t)

cracked

★ Think of another word with each sound of -ed and add it to the correct box.



cracked	dusted	rocked	called
screamed	leaned	stamped	rented
twisted	planted	yelled	bumped

Name: _____



Read the words at the top of the page. Circle the suffix in each word. Then, write the word in the box with the same suffix.

beaches

joyful

endless

harmless

helpful

gladly

glasses

lonely

benches

slowly

grateful

painless

1

es

dishes

2

ful

useful

3

less

spotless

4

ly

swiftly

★ Choose one word from each box and write a sentence for each.

Name: _____



Read the words at the top of the page. Circle the suffix in each word. Then, write the word in the box with the same suffix.

selfish

darken

basement

fallen

payment

darkness

foolish

neatness

shipment

madness

lessen

pinkish

1

ment

pavement

2

ness

fitness

3

ish

childish

4

en

shorten

★ Choose one word from each box and write a sentence for each.

Name: _____



Circle the correct suffix to complete each word. Then, write the suffix in the blank.

1 The plane land <u>ed</u> on time.	ed er
2 She has two pet dog _____.	s est
3 The red sled went quick _____.	less ly
4 Can you short _____ the long pants?	en es
5 The man fix _____ the pipe.	ness es
6 Do not act fool _____ in class.	ment ish
7 I got a ship _____ of books today.	en ment
8 They were drink _____ milk.	ing ful

★ Read these sentences to a partner.